

ROCK N ROLL *classics*
VAN OMLOOP
VLAANDEREN REGULARITY



RESULT BOOK

2025



CONTENT

REGULARITY65

detailed results RT

overall results

REGULARITY50

detailed results RT

overall results

TIME KEEPING:	Tripy
RESULT CENTER:	JB Time Concept
SPORTING DIRECTORS :	Jens & Bjorn Vanoverschelde

Rock N Roll Classics Omloup van Vlaanderen Regularity 2025
 Classic 65 - RT1 ZWEVEZELE - Detailed
 HOUTTEKIER BACHEN

Pos.	#	Crew	1	2	3	4	5	6	7	8	9	10	11	12	13	14	15	16	17	18	19	20	21	22	23	Coef	Total	Prev.	1st
1	9	MAES RUBEN PYCK ASWIN PORSCHE 914/6	0.1	0.1	1.8	-0.6	0.0	-0.1	-0.7	0.3	-0.9	0.5	-0.8	0.9	-1.1	0.0	-1.0	-0.2	0.0	-0.7	0.5	1.2	1.0	0.0	-0.3	0.70	6.63		
2	2	DEFLANDRE YVES GENGOUX BAPTISTE PORSCHE 911	0.1	-0.2	1.9	-0.8	0.0	0.8	0.2	1.5	0.2	1.0	-0.2	2.8	1.0	2.2	-0.8	0.5	0.3	-0.7	0.9	0.8	1.1	-0.3	0.0	0.74	8.26	+1.63	+1.63
3	4	BARTHOLEMY MICHAEL LIENNE PATRICK FORD ESCORT	-0.2	0.2	2.4	-0.2	0.6	-0.5	0.0	0.9	-0.6	0.9	-0.2	3.3	1.8	3.4	-1.2	-0.1	0.4	-0.2	1.2	1.2	0.5	-0.6	0.0	0.74	10.09	+1.83	+3.46
4	3	LOUYS PIERRE LEJEUNE DOMINIQUE MG B GT V8	-0.4	-0.2	2.0	0.1	1.1	0.4	-0.4	1.3	-0.1	1.0	-1.0	3.2	1.4	3.3	-1.2	1.0	1.0	-0.2	1.0	0.9	1.2	-0.5	0.1	0.74	11.58	+1.49	+4.95
5	8	DE JAEGER GEERT DE JAEGER CÉDRIC PORSCHE 911	0.0	-0.3	2.5	0.2	0.8	0.9	0.3	2.2	0.6	1.8	-0.3	4.1	2.4	4.1	-0.6	1.0	0.9	-0.1	1.9	1.3	1.3	-0.9	0.2	0.70	14.16	+2.58	+7.53
6	7	VERLINDE KOEN CLAUW BJORN VW GOLF2 GTI	-0.1	0.1	2.4	-0.1	0.9	0.7	-0.1	1.3	0.1	1.2	-0.2	3.1	1.7	3.4	-1.4	0.1	1.0	0.2	2.0	1.9	1.1	0.6	-0.5	0.86	14.53	+0.37	+7.9
7	6	DE WOLF SAM DOOLAEGHE BJORN PORSCHE 924	0.1	-0.5	1.8	-0.8	0.1	0.2	-0.7	0.5	-1.2	0.7	-1.0	2.1	1.0	2.1	-2.0	-0.7	-0.7	-2.0	0.1	0.2	-0.2	-0.8	-0.9	0.79	15.71	+1.18	+9.08
8	12	LANNOYE LIEVEN VANROLLEGHEM SEPPE PORSCHE 911	0.3	0.1	2.4	-0.4	1.0	1.1	-1.3	-0.1	-0.3	-0.2	-1.4	2.4	0.7	2.9	-1.6	-0.1	-2.2	-1.2	0.9	0.5	0.5	-1.0	-0.1	0.76	17.4	+1.7	+10.77
9	10	SAVIC MIRKO PELCKMANS CHRISTOPHE PORSCHE 911	-1.4	-1.3	1.0	-2.0	-0.9	0.8	-1.1	0.2	-1.2	0.7	-1.4	2.6	1.2	2.9	-0.9	1.0	-0.2	-0.8	2.3	1.6	0.8	-0.6	-0.7	0.69	20.43	+3.03	+13.8
10	17	JACOBS RUDY VAN LOOCK INGRID OPEL MONZA	0.9	1.2	4.8	0.4	1.3	1.4	0.7	1.9	-0.8	1.3	0.4	3.9	2.5	5.0	0.1	1.5	1.7	0.1	2.0	1.2	1.7	1.1	0.7	0.83	22.01	+1.58	+15.38
11	13	DEKLERCK KURT VYNCKE STEVEN PORSCHE 914	0.8	0.5	2.8	0.0	1.0	1.3	0.9	2.5	0.2	2.3	0.3	6.2	5.4	6.4	0.1	1.5	1.4	0.9	3.3	2.9	2.1	0.3	-0.1	0.71	23.93	+1.91	+17.3
12	1	GRAEVEN NICOLAS GRAEVEN MICHEL PORSHE 924	0.1	0.1	3.4	0.2	1.3	1.1	0.0	2.2	0.3	2.7	-0.1	6.4	5.8	7.5	-0.4	1.6	1.9	0.1	2.5	3.2	1.7	-0.4	-0.9	0.77	27.6	+3.67	+20.97

Rock N Roll Classics Omloup van Vlaanderen Regularity 2025
 Classic 65 - RT1 ZWEVEZELE - Detailed
 HOUTTEKIER BACHEN

Pos.	#	Crew	1	2	3	4	5	6	7	8	9	10	11	12	13	14	15	16	17	18	19	20	21	22	23	Coef	Total	Prev.	1st
13	20	BEKAERT CARL DESMET JOCHEN BMW 2002	2.6	2.7	5.0	0.6	1.6	2.3	1.3	3.3	1.3	2.7	-0.2	5.0	4.5	6.0	0.8	2.4	0.4	-0.7	1.4	1.0	0.4	-1.1	-1.0	0.72	28.52	+0.92	+21.89
14	14	PEPELIER JENSE MESTDAGH JASPER OPEL MANTA B GSI	-1.6	0.3	3.3	-1.4	-0.4	-1.0	0.6	2.0	-0.5	1.0	-2.1	4.0	3.4	6.1	-1.9	0.0	1.5	0.0	2.6	1.5	0.2	0.9	2.7	0.83	30.59	+2.07	+23.96
15	16	DEWAELE HANS DACQUIN ARNOUD PORSCHE 911 R REBUILT	0.2	0.8	4.2	0.7	2.8	4.2	1.1	3.5	2.2	3.2	-1.3	7.0	6.4	8.9	-0.3	2.1	0.7	-1.7	2.7	2.6	2.4	-1.8	-1.1	0.66	38.82	+8.23	+32.19
16	21	HEVERAEDT CHRIS PEPELIER CHRIST BMW 325I E30	-2.4	-1.3	2.9	0.3	1.8	2.5	0.5	2.4	0.9	-0.5	-1.3	4.9	4.0	6.3	1.9	3.8	2.4	-6.1	-3.4	-3.8	-2.6	-0.5	1.8	0.86	60.26	+21.44	+53.63
17	18	WYDOOGHE MICHIEL VAN GILS ARNO VOLVO AMAZON	0.5	0.6	3.2	-1.7	-0.1	2.3	-1.4	0.0	-2.1	-0.5	-3.7	5.0	4.8	6.7	0.7	2.7	-3.3	-9.7	-4.6	-2.2	-1.2	-2.5	0.5	0.65	69.1	+8.84	+62.47
18	19	LEFEVERE PATRICK MAES GILLES OPEL KADETT C COUPE	-3.6	-3.7	-0.4	-4.6	-3.4	-1.5	-0.8	1.8	-0.2	-0.8	-6.4	3.7	4.4	5.9	0.7	2.6	-1.5	-11.6	-6.9	-3.3	-3.2	-5.6	-3.0	0.75	116.88	+47.78	+110.25
19	11	VERSCHAEVE JAN VANROBAEYS DIRK FORD ESCORT 2000RS	-6.7	-8.3	-5.6	-11.1	-9.2	-8.1	-7.3	-5.7	-3.5	2.8	-0.4	4.2	2.8	3.9	-0.7	1.0	0.7	0.3	2.8	0.7	1.1	-1.1	-0.9	0.74	135.87	+19	+129.24
20	15	REGNIER BENOIT REGNIER DENIS BMW 323I E21	-6.7	-7.1	-4.4	-6.3	-4.9	-4.6	-5.8	-4.0	-6.4	-4.7	-7.1	-2.2	-2.9	-1.3	-6.1	-4.5	-5.3	-6.5	-4.2	-5.1	-4.2	-6.0	-6.6	0.78	210.8	+74.93	+204.17
21	22	COMPTAERT GIOVANNI DEPOORTER ANDY OPEL KADETT GSI 16V	0.2	-0.8	2.4	-2.6	-1.1	-0.7	1.4	4.1	9.4	19.6	22.5	31.5	31.6	33.3	37.3	39.2	46.0	54.2	58.1	67.0	68.1	68.9	71.7	0.89	500	+289.2	+493.37

Rock N Roll Classics Omloup van Vlaanderen Regularity 2025

Classic 65 - RT2 BEVEREN - Detailed



















MOBIL 1

Pos.	#	Crew	1	2	3	4	5	6	7	8	9	10	11	12	13	14	15	16	17	18	19	20	CP	Coef	Total	Prev.	1st
1	9	MAES RUBEN PYCK ASWIN PORSCHE 914/6	-0.3	0.2	0.6	0.4	0.1	-0.1	-1.2	0.3	1.7	-0.6	-0.7	1.4	1.1	-0.4	1.4	-0.2	1.6	-0.7	-0.4	-1.1	0	0.70	6.96		
2	2	DEFLANDRE YVES GENGOUX BAPTISTE PORSCHE 911	-0.3	0.5	0.4	0.9	1.1	0.3	-1.2	1.0	2.2	-0.4	-0.2	2.0	1.9	0.5	2.2	-0.7	0.9	-0.7	0.4	-0.2	0	0.74	8.27	+1.31	+1.31
3	7	VERLINDE KOEN CLAUW BJORN VW GOLF2 GTI	0.2	0.2	0.7	1.0	1.1	0.8	-0.9	1.6	3.5	1.1	-0.3	0.6	1.0	-0.1	2.3	0.4	2.7	0.3	1.5	1.4	0	0.86	11.81	+3.54	+4.85
4	6	DE WOLF SAM DOOLAEGHE BJORN PORSCHE 924	0.0	0.3	1.0	1.8	2.2	-1.0	-1.2	0.9	2.5	-0.7	-1.3	0.0	0.3	-1.0	0.4	-1.7	-0.1	-1.0	0.2	-1.0	0	0.79	14.46	+2.65	+7.5
5	4	BARTHOLEMY MICHAEL LIENNE PATRICK FORD ESCORT	-0.6	-0.1	0.9	1.6	2.0	0.1	-0.1	1.7	3.5	1.1	-0.7	2.0	2.8	2.4	4.6	2.4	4.3	-0.4	0.4	0.3	0	0.74	17.84	+3.38	+10.88
6	8	DE JAEGER GEERT DE JAEGER CÉDRIC PORSCHE 911	0.2	1.0	1.4	2.1	2.1	-0.3	-1.2	0.6	2.2	0.6	-0.2	1.6	2.3	2.4	5.2	3.4	5.4	-0.4	1.4	0.9	0	0.70	18.97	+1.13	+12.01
7	10	SAVIC MIRKO PELCKMANS CHRISTOPHE PORSCHE 911	-0.1	0.2	1.8	3.3	3.9	-0.5	-4.1	-0.8	1.1	-0.1	-0.5	1.6	2.5	2.1	4.5	2.9	5.4	-0.7	1.9	2.2	0	0.69	26.97	+8	+20.01
8	13	DEKLERCK KURT VYNCKE STEVEN PORSCHE 914	0.4	1.4	2.3	3.1	3.5	0.7	0.6	3.1	5.0	3.7	0.4	2.0	3.3	3.8	6.1	5.2	7.4	-0.1	0.6	0.9	0	0.71	31.38	+4.41	+24.42
9	12	LANNNOYE LIEVEN VANROLLEGHEM SEPPE PORSCHE 911	0.0	0.8	1.0	1.6	2.0	-0.3	-6.1	-3.4	-0.7	0.1	-0.3	0.9	1.5	0.8	2.8	1.1	3.1	-2.7	-0.5	-0.4	5.5	0.76	35.36	+3.97	+28.4
10	17	JACOBS RUDY VAN LOOCK INGRID OPEL MONZA	2.2	2.9	3.4	4.0	4.2	2.2	1.6	3.6	5.4	3.5	1.3	3.1	3.3	2.4	5.4	3.8	5.7	1.3	3.1	3.3	0	0.83	46.23	+10.88	+39.27
11	20	BEKAERT CARL DESMET JOCHEN BMW 2002	3.3	4.0	4.9	6.3	6.8	1.5	-1.0	1.4	3.2	1.7	-0.4	4.0	4.8	4.5	7.6	6.0	7.6	-1.7	2.3	2.8	0	0.72	49.62	+3.39	+42.66
12	1	GRAEVEN NICOLAS GRAEVEN MICHEL PORSCHE 924	2.9	3.5	4.7	6.7	8.5	0.0	0.2	3.3	5.6	5.3	-0.2	2.4	4.0	4.2	7.3	5.7	8.4	0.6	3.7	5.5	0	0.77	56.83	+7.2	+49.87

Rock N Roll Classics Omloup van Vlaanderen Regularity 2025

Classic 65 - RT2 BEVEREN - Detailed

MOBIL 1

Pos.	#	Crew	1	2	3	4	5	6	7	8	9	10	11	12	13	14	15	16	17	18	19	20	CP	Coef	Total	Prev.	1st
13	3	 LOUYS PIERRE  LEJEUNE DOMINIQUE MG B GT V8	0.4	1.8	3.7	4.6	4.9	1.7	1.8	4.1	6.1	4.3	1.3	7.3	8.1	8.1	10.6	8.9	11.2	5.5	7.3	7.9	0	0.74	73.78	+16.95	+66.82
14	15	 REGNIER BENOIT  REGNIER DENIS BMW 323I E21	3.2	3.5	4.9	6.8	8.5	3.4	3.4	5.8	7.8	5.3	1.8	4.9	5.7	5.1	7.6	6.9	10.4	2.9	5.6	6.5	0	0.78	78	+4.22	+71.04
15	18	 WYDOOGHE MICHIEL  VAN GILS ARNO VOLVO AMAZON	5.1	5.1	7.5	9.8	12.1	3.3	-2.2	1.6	4.2	5.5	2.3	10.6	12.7	13.5	16.4	15.9	18.9	13.6	17.7	20.6	0	0.65	124.89	+46.89	+117.93
16	11	 VERSCHAEVE JAN  VANROBAEYS DIRK FORD ESCORT 2000RS	5.9	6.2	7.8	9.8	11.6	5.0	3.1	6.1	8.3	6.8	1.4	11.7	12.8	12.7	15.3	14.3	16.9	9.7	12.7	16.2	0	0.74	136.38	+11.5	+129.42
17	16	 DEWAELE HANS  DACQUIN ARNOUD PORSCHE 911 R REBUILT	1.8	1.9	3.6	6.5	8.0	0.0	-0.1	4.8	8.0	9.4	5.9	13.5	15.5	16.5	21.0	20.9	24.2	15.3	21.3	23.3	0	0.66	140.18	+3.8	+133.22
18	14	 POPELIER JENSE  MESTDAGH JASPER OPEL MANTA B GSI	0.9	0.1	1.8	2.9	3.9	0.4	-0.6	2.3	4.5	3.2	-0.8	2.0	3.3	3.0	5.6	4.4	35.6	41.9	45.8	49.1	0	0.83	168.63	+28.44	+161.67
19	19	 LEFEVERE PATRICK  MAES GILLES OPEL KADETT C COUPE	2.6	2.9	5.1	7.9	10.0	2.4	-3.4	0.4	3.4	5.7	5.0	10.1	12.4	14.0	18.0	18.9	21.7	15.5	20.4	22.7	25	0.75	173.08	+4.45	+166.12
20	21	 HEVERAEDT CHRIS  POPELIER CHRIST BMW 325I E30	3.5	3.8	5.9	9.1	11.3	6.6	3.5	6.3	8.4	8.5	7.8	17.6	19.4	20.4	24.1	23.7	26.3	24.0	28.4	31.2	0	0.86	240.63	+67.55	+233.67
21	22	 COMPTAERT GIOVANNI  DEPOORTER ANDY OPEL KADETT GSI 16V	9.1	10.6	13.2	15.5	17.9	17.7	16.6	20.7	23.8	27.9	36.3	58.3	61.2	63.9	69.4	70.9	74.1	78.0	82.8	88.0	0	0.89	500	+259.37	+493.04

Rock N Roll Classics Omloup van Vlaanderen Regularity 2025
 Classic 65 - RT3 ZONING - Detailed
 CARROSSERIE MUYLLE

Pos.	#	Crew	Ref	Lap 2	Ref	Lap 3	Coef	Total	Prev.	1st
1	1	GRAEVEN NICOLAS GRAEVEN MICHEL PORSHE 924	01:15.7	-0.2	01:17.5	0.5	0.77	0		
-	2	DEFLANDRE YVES GENGOUX BAPTISTE PORSCH 911	01:14.0	-0.1	01:15.9	0.4	0.74	0	=	=
-	6	DE WOLF SAM DOOLAEGHE BJORN PORSCH 924	01:03.6	-0.4	01:05.2	0.3	0.79	0	=	=
-	15	REGNIER BENOIT REGNIER DENIS BMW 323I E21	01:25.1	0.0	01:27.1	0.2	0.78	0	=	=
5	12	LANNOYE LIEVEN VANROLLEGHEM SEPPE PORSCH 911	01:17.3	0.8	01:20.1	0.1	0.76	0.23	+0.23	+0.23
6	22	COMPTAERT GIOVANNI DEPOORTER ANDY OPEL KADETT GSI 16V	01:14.0	0.9	01:16.9	-0.3	0.89	0.36	+0.13	+0.36
7	4	BARTHOLEMY MICHAEL LIENNE PATRICK FORD ESCORT	01:25.0	-0.7	01:26.3	0.9	0.74	0.7	+0.34	+0.7
8	19	LEFEVERE PATRICK MAES GILLES OPEL KADETT C COUPE	01:11.1	1.5	01:14.6	0.0	0.75	0.75	+0.05	+0.75
9	18	WYDOOGHE MICHIEL VAN GILS ARNO VOLVO AMAZON	01:15.1	-0.4	01:16.7	1.8	0.65	0.85	+0.1	+0.85
10	8	DE JAEGER GEERT DE JAEGER CÉDRIC PORSCH 911	01:16.9	1.7	01:20.6	1.2	0.70	1.33	+0.49	+1.33
11	21	HEVERAEDT CHRIS POPELIER CHRIST BMW 325I E30	01:09.2	-1.1	01:10.1	0.8	0.86	1.46	+0.13	+1.46
12	17	JACOBS RUDY VAN LOOCK INGRID OPEL MONZA	01:05.0	3.0	01:10.0	0.2	0.83	2.08	+0.62	+2.08

Rock N Roll Classics Omlloop van Vlaanderen Regularity 2025
 Classic 65 - RT3 ZONING - Detailed
 CARROSSERIE MUYLLE

Pos.	#	Crew	Ref	Lap 2	Ref	Lap 3	Coef	Total	Prev.	1st
13	16	DEWAELE HANS DACQUIN ARNOUD PORSCHE 911 R REBUILT	01:14.1	2.7	01:18.8	-3.2	0.66	6.85	+4.78	+6.85
14	7	VERLINDE KOEN CLAUW BJORN VW GOLF2 GTI	01:14.7	3.2	01:19.9	-3.0	0.86	7.32	+0.47	+7.32
15	10	SAVIC MIRKO PELCKMANS CHRISTOPHE PORSCHE 911	01:20.6	-0.6	01:22.0	11.8	0.69	8	+0.68	+8
16	13	DEKLERCK KURT VYNCKE STEVEN PORSCHE 914	01:13.7	1.9	01:17.6	-5.1	0.71	10.19	+2.2	+10.19
17	20	BEKAERT CARL DESMET JOCHEN BMW 2002	01:25.4	-11.2	01:16.2	-0.4	0.72	21.4	+11.21	+21.4
18	3	LOUYS PIERRE LEJEUNE DOMINIQUE MG B GT V8	01:26.9	4.0	01:32.9	-11.2	0.74	23.99	+2.59	+23.99
19	9	MAES RUBEN PYCK ASWIN PORSCHE 914/6	-	M	-	M	0.70	600	+576.01	+600
-	11	VERSCHAEVE JAN VANROBAEYS DIRK FORD ESCORT 2000RS	-	M	-	M	0.74	600	=	+600

Rock N Roll Classics Omloup van Vlaanderen Regularity 2025
 Classic 65 - RT4 ZWEVELE - Detailed
 HOUTTEKIER BACHEN

Pos.	#	Crew	1	2	3	4	5	6	7	8	9	10	11	12	13	14	15	16	17	18	19	20	21	22	23	Coef	Total	Prev.	1st
1	2	DEFLANDRE YVES GENGOUX BAPTISTE PORSCHE 911	-0.3	-0.9	1.6	-0.6	0.3	0.8	-0.2	1.4	0.3	1.1	-1.3	1.7	-0.1	1.4	-0.8	0.9	0.7	-0.5	0.6	1.4	0.6	-0.2	0.0	0.74	8.16		
2	9	MAES RUBEN PYCK ASWIN PORSCHE 914/6	0.0	-0.6	1.4	-0.2	0.4	0.7	-0.6	0.5	-0.6	0.7	-1.5	1.7	0.1	1.2	-1.3	-0.2	0.0	-0.6	0.7	1.2	0.1	-1.3	-0.3	0.70	8.87	+0.71	+0.71
3	4	BARTHOLEMY MICHAEL LIENNE PATRICK FORD ESCORT	-0.2	-0.9	1.2	-0.3	0.4	0.0	0.4	1.5	0.3	0.6	-0.9	2.3	0.8	2.7	-1.4	0.4	0.7	-0.2	1.3	1.5	0.8	-0.9	-0.1	0.74	10.42	+1.55	+2.26
4	6	DE WOLF SAM DOOLAEGHE BJORN PORSCHE 924	0.1	-0.1	2.6	-0.4	0.5	0.9	-0.5	1.0	-1.1	1.5	-0.9	2.8	1.8	3.3	0.1	1.4	0.4	-1.5	0.4	1.1	2.2	-0.5	-0.5	0.79	14.74	+4.33	+6.59
5	8	DE JAEGER GEERT DE JAEGER CÉDRIC PORSCHE 911	0.0	-0.5	2.2	-0.5	0.4	0.9	-0.1	2.0	0.4	2.0	-1.2	3.8	2.4	4.0	-0.7	0.9	1.0	-0.2	2.0	2.1	1.8	-0.2	-0.1	0.70	15.17	+0.43	+7.01
6	7	VERLINDE KOEN CLAUW BJORN VW GOLF2 GTI	0.1	-0.9	1.7	0.2	1.2	0.9	0.2	2.0	0.3	1.8	-1.9	2.1	0.8	2.4	-0.4	1.2	1.3	0.0	2.1	0.9	1.8	0.4	0.1	0.86	15.38	+0.21	+7.22
7	3	LOUYS PIERRE LEJEUNE DOMINIQUE MG B GT V8	-0.1	0.1	2.3	0.2	1.0	1.6	0.5	2.5	1.4	1.6	-0.3	4.1	2.6	4.0	-0.1	1.3	1.4	0.1	1.9	2.3	2.6	0.3	0.2	0.74	17.46	+2.08	+9.31
8	12	LANNOYE LIEVEN VANROLLEGHEM SEPPE PORSCHE 911	-0.2	-0.3	2.6	-0.8	0.4	1.1	-1.2	0.1	0.4	0.1	-1.9	4.7	3.4	5.2	-0.4	1.4	0.7	-0.7	2.0	1.7	1.4	-0.6	-0.2	0.76	19.99	+2.53	+11.83
9	10	SAVIC MIRKO PELCKMANS CHRISTOPHE PORSCHE 911	0.4	0.1	3.0	-1.0	0.3	0.4	-0.3	2.0	1.1	1.7	-1.4	4.3	2.7	4.3	0.6	2.7	1.2	-0.2	2.0	2.6	0.7	-1.4	0.3	0.69	20.06	+0.06	+11.9
10	17	JACOBS RUDY VAN LOOCK INGRID OPEL MONZA	1.5	1.3	3.7	0.6	1.3	1.8	0.9	2.6	0.7	2.6	0.7	4.7	3.4	5.4	1.3	3.3	2.0	0.5	3.1	2.7	2.3	0.4	0.2	0.83	29.8	+9.74	+21.64
11	1	GRAEVEN NICOLAS GRAEVEN MICHEL PORSCHE 924	0.0	0.1	3.7	0.2	1.5	1.6	0.2	3.0	1.3	3.2	-0.4	7.4	7.0	9.1	1.6	3.8	1.9	-0.5	3.5	3.5	2.9	-0.5	0.0	0.77	36.58	+6.78	+28.42
12	13	DEKLERCK KURT VYNCKE STEVEN PORSCHE 914	0.7	1.1	3.5	0.2	1.4	3.9	1.2	3.4	1.3	3.1	0.7	7.6	6.5	8.0	0.6	2.3	3.4	1.3	4.1	3.7	2.9	1.2	1.1	0.71	36.92	+0.35	+28.76

Rock N Roll Classics Omloup van Vlaanderen Regularity 2025
 Classic 65 - RT4 ZWEVELE - Detailed
 HOUTTEKIER BACHEN

Pos.	#	Crew	1	2	3	4	5	6	7	8	9	10	11	12	13	14	15	16	17	18	19	20	21	22	23	Coef	Total	Prev.	1st
13	20	BEKAERT CARL DESMET JOCHEN BMW 2002	1.8	1.8	5.7	-0.2	1.0	2.0	2.8	5.3	2.1	2.3	-0.3	7.3	7.1	8.6	0.7	2.2	1.3	0.6	2.8	2.8	1.6	-1.8	-0.1	0.72	38.82	+1.9	+30.66
14	16	DEWAELE HANS DACQUIN ARNOUD PORSCHE 911 R REBUILT	0.5	0.7	4.3	-3.8	-1.9	-1.0	-0.8	2.4	0.3	3.3	-3.8	5.0	4.4	7.3	0.6	3.5	1.0	-1.1	2.5	3.4	2.8	-0.9	0.2	0.66	42.5	+3.69	+34.34
15	15	REGNIER BENOIT REGNIER DENIS BMW 323I E21	1.2	0.8	3.7	1.3	2.5	1.6	1.8	4.3	1.3	3.6	1.0	6.6	5.8	7.6	1.6	3.4	2.9	1.3	3.9	3.7	3.1	1.8	1.4	0.78	42.67	+0.16	+34.51
16	18	WYDOOGHE MICHIEL VAN GILS ARNO VOLVO AMAZON	-0.4	-0.4	2.9	-1.8	-0.4	2.0	-3.1	-0.7	-2.5	-1.5	-5.9	2.0	1.6	4.1	-2.0	0.3	-3.4	-7.4	-3.2	-2.5	-3.3	-5.0	-4.4	0.65	85.97	+43.3	+77.81
17	21	HEVERAEDT CHRIS PEPELIER CHRIST BMW 325I E30	0.1	0.1	3.2	-2.6	-1.0	0.5	-2.3	-0.1	-1.6	-1.6	-3.3	5.7	5.5	7.5	6.1	8.2	11.2	9.3	13.2	12.6	14.4	11.6	12.7	0.86	117.44	+31.48	+109.28
18	19	LEFEVERE PATRICK MAES GILLES OPEL KADETT C COUPE	-3.4	-4.2	-0.9	-7.7	-6.6	-6.4	-10.9	-7.6	-7.0	-8.6	-12.3	-1.1	-0.8	1.2	0.1	2.5	4.7	4.7	9.8	16.9	18.5	16.9	19.3	0.75	209.5	+92.06	+201.34
19	22	COMPTAERT GIOVANNI DEPOORTER ANDY OPEL KADETT GSI 16V	2.4	2.7	6.9	4.6	6.2	8.6	13.4	16.5	21.1	35.3	43.3	53.8	54.0	56.2	58.1	60.4	69.6	78.9	84.6	96.0	99.9	103.3	107.0	0.89	500	+290.5	+491.84
20	11	VERSCHAEVE JAN VANROBAEYS DIRK FORD ESCORT 2000RS	M	M	M	M	M	M	M	M	M	M	M	M	M	M	M	M	M	M	M	M	M	M	M	0.74	600	+100	+591.84

Rock N Roll Classics Omloup van Vlaanderen Regularity 2025

Classic 65 - RT5 BEVEREN - Detailed

MOBIL 1

Pos.	#	Crew	1	2	3	4	5	6	7	8	9	10	11	12	13	14	15	16	17	18	19	20	CP	Coef	Total	Prev.	1st
1	9	MAES RUBEN PYCK ASWIN PORSCHE 914/6	-0.2	0.3	0.8	0.6	0.4	-0.1	-0.8	0.7	2.1	-0.6	-0.7	0.4	0.4	-0.6	1.0	-1.2	0.6	-1.3	0.4	0.6	0	0.70	6.43		
2	2	DEFLANDRE YVES GENGOUX BAPTISTE PORSCHE 911	0.1	0.0	0.6	0.9	0.7	0.0	-1.0	0.6	2.0	0.0	-0.2	1.7	1.4	-0.2	1.1	-1.1	0.5	-0.8	-0.3	0.1	0	0.74	6.5	+0.07	+0.07
3	7	VERLINDE KOEN CLAUW BJORN VW GOLF2 GTI	-0.2	0.7	1.0	1.0	1.0	-0.1	-1.0	1.2	3.0	0.2	-0.4	0.7	0.8	-0.2	1.8	-0.1	2.1	-0.2	0.0	-0.5	0	0.86	8.14	+1.64	+1.71
4	8	DE JAEGER GEERT DE JAEGER CÉDRIC PORSCHE 911	0.5	0.6	1.0	1.6	1.5	-0.4	-0.9	0.9	2.2	-0.2	-0.3	1.7	2.0	1.4	3.5	1.5	3.1	-0.6	0.6	-0.4	0	0.70	11.57	+3.43	+5.14
5	6	DE WOLF SAM DOOLAEGHE BJORN PORSCHE 924	0.1	0.6	1.2	1.4	1.8	-0.3	-1.0	0.8	2.4	-0.8	-0.9	1.5	1.4	0.3	1.5	-1.1	0.5	-1.2	0.0	-0.7	0	0.79	11.8	+0.23	+5.37
6	4	BARTHOLEMY MICHAEL LIENNE PATRICK FORD ESCORT	-1.0	-1.8	-0.2	0.5	0.7	-0.1	0.0	1.6	3.2	0.4	-3.2	1.3	1.4	0.8	2.9	0.5	2.0	-0.7	0.3	0.0	0	0.74	16.73	+4.93	+10.3
7	3	LOUYS PIERRE LEJEUNE DOMINIQUE MG B GT V8	-0.6	0.5	1.0	1.5	2.0	0.1	-0.3	1.9	3.7	1.5	-0.3	2.0	2.1	1.8	4.4	2.5	4.8	-0.3	1.7	1.3	0	0.74	18.85	+2.12	+12.42
8	10	SAVIC MIRKO PELCKMANS CHRISTOPHE PORSCHE 911	-0.3	0.2	1.5	3.3	3.7	-0.1	-1.0	2.4	4.3	1.8	-0.6	1.6	2.2	1.4	3.6	1.8	4.2	-0.6	2.2	1.7	0	0.69	21.2	+2.36	+14.77
9	12	LANNNOYE LIEVEN VANROLLEGHEM SEPPE PORSCHE 911	0.5	1.1	2.3	3.4	4.0	-0.1	-1.3	1.4	3.1	1.8	-1.0	1.4	2.1	2.3	4.8	3.2	5.3	-1.7	0.3	1.0	2	0.76	29.95	+8.75	+23.52
10	17	JACOBS RUDY VAN LOOCK INGRID OPEL MONZA	0.1	1.8	3.1	3.8	3.8	1.2	0.5	2.2	3.8	1.4	0.6	3.0	3.4	2.4	4.8	2.5	4.1	-0.3	2.3	2.0	0	0.83	31.29	+1.34	+24.86
11	15	REGNIER BENOIT REGNIER DENIS BMW 323I E21	1.2	1.4	2.5	4.0	5.2	1.0	0.9	3.4	5.3	2.7	0.2	2.8	3.4	2.2	4.3	1.9	4.1	1.0	3.1	4.0	0	0.78	35.02	+3.73	+28.59
12	13	DEKLERCK KURT VYNCKE STEVEN PORSCHE 914	-0.2	1.6	2.6	3.9	4.9	0.6	0.7	3.7	5.8	3.9	-0.1	2.5	3.1	2.9	5.1	3.5	5.6	-0.4	1.8	2.0	4.5	0.71	36.95	+1.93	+30.52

Rock N Roll Classics Omloup van Vlaanderen Regularity 2025

Classic 65 - RT5 BEVEREN - Detailed

MOBIL 1

Pos.	#	Crew	1	2	3	4	5	6	7	8	9	10	11	12	13	14	15	16	17	18	19	20	CP	Coef	Total	Prev.	1st
13	20	BEKAERT CARL DESMET JOCHEN BMW 2002	2.4	2.0	2.4	3.9	4.5	1.3	0.0	2.6	4.4	3.0	0.0	4.8	6.0	5.8	7.6	6.0	7.8	-0.8	2.3	2.6	0	0.72	44.45	+7.5	+38.02
14	1	GRAEVEN NICOLAS GRAEVEN MICHEL PORSHE 924	2.1	2.3	3.8	5.8	7.8	-0.3	-0.3	2.8	5.4	5.2	-1.0	4.3	6.0	7.1	10.5	9.5	12.7	1.7	4.1	6.0	0	0.77	69.22	+24.77	+62.79
15	21	HEVERAEDT CHRIS POPELIER CHRIST BMW 325I E30	3.0	2.6	5.1	7.5	9.3	2.5	-4.4	-1.6	0.4	-0.4	-7.5	2.7	3.7	3.9	7.0	6.5	9.1	-0.5	2.8	3.2	0	0.86	77.23	+8.01	+70.8
16	16	DEWAELE HANS DACQUIN ARNOUD PORSCH 911 R REBUILT	0.8	1.4	3.1	4.9	6.3	-1.6	0.1	4.9	8.5	9.2	1.4	7.8	9.2	10.8	15.3	15.2	18.8	7.5	12.5	13.6	0	0.66	96.05	+18.82	+89.62
17	18	WYDOOGHE MICHIEL VAN GILS ARNO VOLVO AMAZON	2.4	1.8	3.2	5.2	7.1	10.1	7.1	10.5	13.3	15.5	8.9	15.3	16.8	17.3	20.3	19.9	22.6	14.5	17.8	19.5	0	0.65	155.42	+59.36	+148.99
18	19	LEFEVERE PATRICK MAES GILLES OPEL KADETT C COUPE	2.3	3.3	5.8	8.6	11.5	7.5	3.0	7.0	10.2	11.9	13.4	29.8	31.8	43.3	47.8	49.5	53.3	46.0	50.7	52.6	1	0.75	360.48	+205.06	+354.05
19	22	COMPTAERT GIOVANNI DEPOORTER ANDY OPEL KADETT GSI 16V	7.2	9.1	11.5	14.4	17.0	18.4	17.7	21.5	24.7	27.1	31.9	54.0	56.3	58.5	62.5	63.3	67.0	69.4	74.7	79.3	0	0.89	500	+139.53	+493.57
20	11	VERSCHAEVE JAN VANROBAEYS DIRK FORD ESCORT 2000RS	M	M	M	M	M	M	M	M	M	M	M	M	M	M	M	M	M	M	M	M	0	0.74	600	+100	+593.57

Rock N Roll Classics Omlloop van Vlaanderen Regularity 2025
 Classic 65 - RT6 HOUTHULST - Detailed
 SANI-CENTRUM OSTYN

Pos.	#	Crew	1	2	3	4	5	6	7	8	9	10	11	12	13	14	15	16	17	18	19	20	Coef	Total	Prev.	1st
1	2	DEFLANDRE YVES GENGOUX BAPTISTE PORSCHE 911	0.7	-0.5	0.4	0.6	-0.8	0.0	0.0	0.4	-0.6	0.3	0.7	0.3	-0.4	0.3	0.6	-0.7	0.5	0.1	0.3	0.4	0.74	1.64		
2	4	BARTHOLEMY MICHAEL LIENNE PATRICK FORD ESCORT	0.3	0.1	1.2	0.5	-0.6	0.0	-0.1	-0.1	-0.2	0.5	0.9	-0.3	-0.4	0.4	0.3	-0.9	0.5	-0.5	-0.1	-0.4	0.74	1.81	+0.17	+0.17
3	8	DE JAEGER GEERT DE JAEGER CÉDRIC PORSCHE 911	0.0	-0.3	0.7	0.7	-0.6	0.0	-0.2	0.0	-0.4	0.3	0.9	-0.4	-0.8	0.1	0.7	-1.2	0.5	0.1	0.0	0.1	0.70	2.9	+1.09	+1.26
4	17	JACOBS RUDY VAN LOOCK INGRID OPEL MONZA	0.8	-0.3	0.9	0.5	-1.0	-0.3	-0.6	-0.4	-1.1	-0.1	-0.1	0.1	-0.8	0.5	-0.2	-0.5	1.5	-0.8	-0.5	-0.5	0.83	5.01	+2.11	+3.37
5	7	VERLINDE KOEN CLAUW BJORN VW GOLF2 GTI	1.4	-0.1	1.1	2.0	-0.3	1.0	0.3	0.6	0.0	1.1	1.6	0.6	0.0	1.1	1.7	0.0	1.8	0.1	0.7	0.7	0.86	7.65	+2.64	+6.01
6	6	DE WOLF SAM DOOLAEGHE BJORN PORSCHE 924	1.5	-0.7	0.7	0.1	-1.4	-0.2	-0.4	-1.1	-1.0	-0.3	0.6	-0.1	-1.0	0.2	-0.3	-1.2	0.4	-0.5	-0.4	-1.0	0.79	8.83	+1.17	+7.18
7	3	LOUYS PIERRE LEJEUNE DOMINIQUE MG B GT V8	-0.7	-1.3	1.2	1.8	0.5	1.1	0.4	0.5	0.4	1.6	1.7	1.1	-0.1	1.4	1.6	0.0	1.8	-0.1	0.5	1.3	0.74	9.1	+0.28	+7.46
8	11	VERSCHAEVE JAN VANROBAEYS DIRK FORD ESCORT 2000RS	0.6	0.0	1.8	1.9	-0.2	0.2	0.4	-0.5	-1.4	0.2	0.9	0.7	-0.3	1.6	0.2	0.7	3.1	1.2	2.9	0.2	0.74	9.5	+0.39	+7.85
9	10	SAVIC MIRKO PELCKMANS CHRISTOPHE PORSCHE 911	0.5	-0.9	0.1	1.2	-1.7	-0.2	-1.3	-0.1	-0.9	0.7	-0.6	0.1	-2.1	-0.7	-0.2	-1.6	0.4	0.1	-0.5	-0.1	0.69	12.22	+2.73	+10.58
10	16	DEWAELE HANS DACQUIN ARNOUD PORSCHE 911 R REBUILT	0.7	-1.6	0.7	3.0	0.5	2.3	-0.3	0.1	0.2	2.2	1.7	1.2	-0.7	1.1	1.1	-1.1	2.0	-1.6	-0.6	-1.4	0.66	15.26	+3.04	+13.62
11	12	LANNOYE LIEVEN VANROLLEGHEM SEPPE PORSCHE 911	0.7	-1.8	-0.2	0.3	-1.3	0.1	-0.8	0.1	-0.8	0.6	-0.2	-0.1	-2.1	-0.8	-2.3	-2.5	-0.5	-0.4	-0.6	-0.3	0.76	17.23	+1.97	+15.58
12	15	REGNIER BENOIT REGNIER DENIS BMW 323I E21	3.5	-0.1	1.8	2.3	0.5	2.1	0.7	1.0	0.5	2.2	2.3	2.7	0.3	1.8	2.4	0.6	3.2	0.5	2.6	0.7	0.78	17.47	+0.24	+15.83













Rock N Roll Classics Omlloop van Vlaanderen Regularity 2025
 Classic 65 - RT6 HOUTHULST - Detailed
 SANI-CENTRUM OSTYN

Pos.	#	Crew	1	2	3	4	5	6	7	8	9	10	11	12	13	14	15	16	17	18	19	20	Coef	Total	Prev.	1st
13	20	BEKAERT CARL DESMET JOCHEN BMW 2002	-1.2	-0.5	0.9	1.5	0.2	1.7	0.0	-0.2	-0.9	-0.1	0.5	0.1	-1.9	-0.9	-0.3	-2.4	-0.3	-1.7	-1.3	-1.7	0.72	17.87	+0.4	+16.23
14	1	GRAEVEN NICOLAS GRAEVEN MICHEL PORSHE 924	1.6	-0.1	1.7	1.5	-0.3	1.3	-0.1	0.6	0.1	2.1	2.0	1.7	-0.1	1.4	1.6	-0.6	11.8	-0.4	1.0	-0.9	0.77	18.17	+0.3	+16.53
15	18	WYDOOGHE MICHIEL VAN GILS ARNO VOLVO AMAZON	2.1	-2.3	-0.7	-0.9	-2.2	-0.7	-2.3	-2.8	-2.9	-0.8	-2.3	-2.8	-6.2	-4.5	-4.6	-5.9	-3.0	-5.1	-5.8	-7.3	0.65	108.24	+90.07	+106.6
16	13	DEKLERCK KURT VYNCKE STEVEN PORSCH 914	3.3	3.0	4.3	7.0	8.7	9.8	13.3	13.8	14.1	15.1	17.2	17.6	18.8	20.0	22.5	23.9	26.1	26.4	26.9	23.1	0.71	216.48	+108.24	+214.84
17	19	LEFEVERE PATRICK MAES GILLES OPEL KADETT C COUPE	1.2	-4.5	-2.6	-9.1	-10.3	-5.9	-9.4	-7.2	-7.2	-4.8	-8.5	-7.7	-12.3	-10.4	-15.5	-17.4	-13.2	-14.2	-13.2	-13.2	0.75	354.73	+138.25	+353.08
18	22	COMPTAERT GIOVANNI DEPOORTER ANDY OPEL KADETT GSI 16V	2.7	1.5	4.2	7.5	12.0	16.4	22.2	23.5	23.8	26.8	30.0	34.5	36.9	39.5	44.1	48.3	51.8	60.3	61.8	59.2	0.89	500	+145.28	+498.36

Rock N Roll Classics Omloup van Vlaanderen Regularity 2025
 Classic 65 - RT7 PASSENDALE - Detailed
 BERNARD DEGROOTE

Pos.	#	Crew	1	2	3	4	5	6	7	8	9	10	11	12	13	14	15	16	17	CP	Coef	Total	Prev.	1st
1	2	DEFLANDRE YVES GENGOUX BAPTISTE PORSCHE 911	-0.4	-0.2	-0.3	1.5	-0.6	0.9	-0.4	0.2	0.4	0.0	-1.3	1.1	-0.5	2.5	1.8	-0.1	0.0	0	0.74	5.72		
2	8	DE JAEGER GEERT DE JAEGER CÉDRIC PORSCHE 911	-0.1	-0.3	-0.6	1.2	-0.2	1.5	-0.1	0.9	1.6	0.6	-0.8	1.4	0.0	2.5	2.2	0.7	0.2	0	0.70	6.47	+0.75	+0.75
3	4	BARTHOLEMY MICHAEL LIENNE PATRICK FORD ESCORT	-1.6	-0.6	-0.2	1.4	0.0	0.8	0.3	0.8	1.4	0.4	-0.8	1.3	-0.3	2.8	2.7	0.4	0.3	0	0.74	8.7	+2.23	+2.98
4	3	LOUYS PIERRE LEJEUNE DOMINIQUE MG B GT V8	-0.4	-0.3	0.2	2.3	0.5	2.3	0.2	0.9	2.1	1.7	0.2	2.6	0.6	3.3	3.3	1.3	0.4	0	0.74	11.4	+2.7	+5.67
5	7	VERLINDE KOEN CLAUW BJORN VW GOLF2 GTI	-0.2	-0.1	0.2	2.3	0.2	2.1	-1.1	0.7	1.6	0.5	-0.6	1.8	0.1	3.4	3.4	0.8	-0.1	0	0.86	11.81	+0.41	+6.08
6	11	VERSCHAEVE JAN VANROBAEYS DIRK FORD ESCORT 2000RS	-0.1	-0.2	-1.0	1.2	0.1	2.7	-0.2	1.1	1.8	0.4	-0.6	1.9	-0.2	3.4	4.1	1.7	-0.9	0	0.74	12.29	+0.48	+6.56
7	10	SAVIC MIRKO PELCKMANS CHRISTOPHE PORSCHE 911	-0.3	-1.0	-1.6	0.6	-0.5	1.8	-1.5	0.5	1.5	1.1	-1.6	0.9	-0.1	3.2	3.6	0.6	-0.3	0	0.69	13.82	+1.53	+8.1
8	6	DE WOLF SAM DOOLAEGHE BJORN PORSCHE 924	-0.2	-0.2	-0.1	2.0	-4.9	1.3	0.3	0.8	1.5	0.2	-0.4	1.9	-0.1	3.2	2.8	0.7	-0.3	0	0.79	16.86	+3.04	+11.14
9	16	DEWAELE HANS DACQUIN ARNOUD PORSCHE 911 R REBUILT	1.1	-0.8	0.4	2.8	0.4	4.2	0.0	2.3	4.9	1.0	-0.4	2.8	-0.5	2.8	4.1	0.8	-1.9	3.5	0.66	21.29	+4.43	+15.57
10	20	BEKAERT CARL DESMET JOCHEN BMW 2002	1.9	2.0	0.5	2.7	2.5	4.1	0.2	0.7	2.6	0.9	1.2	4.3	-0.1	7.0	7.7	0.6	0.2	0	0.72	22.82	+1.54	+17.1
11	13	DEKLERCK KURT VYNCKE STEVEN PORSCHE 914	0.4	1.5	0.6	2.6	0.7	4.2	0.8	2.0	3.9	1.6	0.6	3.4	1.4	8.1	9.3	2.6	1.5	0	0.71	26.13	+3.3	+20.41
12	1	GRAEVEN NICOLAS GRAEVEN MICHEL PORSHE 924	-0.6	-0.4	-0.2	2.6	0.4	6.1	1.0	2.5	4.6	1.3	-0.8	2.7	0.0	7.4	9.1	0.7	0.3	0	0.77	26.21	+0.08	+20.49

Rock N Roll Classics Omlloop van Vlaanderen Regularity 2025
 Classic 65 - RT7 PASSENDALE - Detailed
 BERNARD DEGROOTE

Pos.	#	Crew	1	2	3	4	5	6	7	8	9	10	11	12	13	14	15	16	17	CP	Coef	Total	Prev.	1st
13	17	 JACOBS RUDY  VAN LOOCK INGRID OPEL MONZA	1.6	1.3	0.9	2.8	1.3	3.6	1.7	2.3	3.2	2.4	0.9	3.3	1.1	5.6	5.4	1.9	1.1	0	0.83	26.48	+0.27	+20.76
14	15	 REGNIER BENOIT  REGNIER DENIS BMW 323I E21	1.3	2.4	1.6	4.0	1.8	4.3	1.5	2.9	4.6	3.0	1.5	4.4	1.9	7.4	8.6	3.8	1.7	0	0.78	37.6	+11.12	+31.87
15	12	 LANNOYE LIEVEN  VANROLLEGHEM SEPPE PORSCHE 911	-0.2	-2.4	-1.0	1.5	0.1	2.9	-0.7	0.2	1.6	0.6	-0.6	2.5	-2.0	2.3	3.0	0.8	0.0	25	0.76	41.91	+4.32	+36.19
16	18	 WYDOOGHE MICHIEL  VAN GILS ARNO VOLVO AMAZON	-4.8	-0.3	-0.6	2.2	-0.1	6.5	4.2	6.0	7.8	-0.7	-2.8	0.9	-5.7	3.4	6.4	-2.2	-4.3	0	0.65	56.91	+15	+51.19
17	19	 LEFEVERE PATRICK  MAES GILLES OPEL KADETT C COUPE	-6.4	-4.4	-9.9	-7.2	-9.1	8.0	6.3	8.2	11.3	0.9	-6.5	-3.7	-10.5	3.4	7.2	-1.5	-3.2	0	0.75	146.15	+89.24	+140.43
18	22	 COMPTAERT GIOVANNI  DEPOORTER ANDY OPEL KADETT GSI 16V	4.1	11.9	11.7	15.0	12.8	28.3	30.4	33.2	37.5	39.3	40.5	44.2	47.0	60.0	63.0	58.2	58.1	0	0.89	500	+353.85	+494.28













Rock N Roll Classics Omloup van Vlaanderen Regularity 2025

Classic 65 - RT8 ZILVERBERG - Detailed

OLIVIER CONSTRUCT

Pos.	#	Crew	1	2	3	4	5	6	7	8	9	10	11	12	13	14	15	16	17	18	19	20	21	22	Coef	Total	Prev.	1st
1	8	DE JAEGER GEERT DE JAEGER CÉDRIC PORSCHE 911	0.8	-0.5	1.5	-0.5	0.2	0.1	0.0	-0.3	1.0	0.1	-0.2	1.4	-0.1	1.0	1.6	-0.7	1.7	1.1	1.1	-0.9	1.4	-0.2	0.70	6.52		
2	3	LOUYS PIERRE LEJEUNE DOMINIQUE MG B GT V8	0.9	-0.1	1.5	-0.3	0.4	0.3	0.1	-0.1	1.7	-0.3	-0.2	1.6	0.0	1.1	1.6	-0.2	2.0	1.8	1.1	-0.3	2.4	-0.2	0.74	7.92	+1.4	+1.4
3	2	DEFLANDRE YVES GENGOUX BAPTISTE PORSCHE 911	0.2	-0.2	1.7	-0.8	0.0	0.3	-0.4	-1.0	0.3	0.0	-0.8	0.6	-0.6	0.5	1.2	-1.5	0.7	0.9	0.6	-1.4	0.8	-0.2	0.74	8.42	+0.5	+1.9
4	4	BARTHOLEMY MICHAEL LIENNE PATRICK FORD ESCORT	0.0	0.1	2.0	-0.7	0.4	0.2	0.3	-0.2	1.6	0.5	-0.1	1.2	-0.3	0.7	1.7	-0.1	2.1	1.5	1.0	-1.9	0.5	-0.8	0.74	9.57	+1.15	+3.05
5	7	VERLINDE KOEN CLAUW BJORN VW GOLF2 GTI	1.4	-0.7	1.2	0.3	1.3	0.2	0.7	-0.7	1.0	0.4	-0.3	1.4	-0.1	0.9	1.9	-1.0	1.3	1.4	1.6	-0.4	2.2	0.0	0.86	10.66	+1.09	+4.14
6	6	DE WOLF SAM DOOLAEGHE BJORN PORSCHE 924	0.7	-0.3	1.8	0.0	0.8	-0.1	-0.3	-0.1	1.4	-0.1	0.3	1.6	0.3	1.2	1.8	0.0	2.3	2.0	0.5	-2.6	0.1	0.3	0.79	11.39	+0.73	+4.87
7	11	VERSCHAEVE JAN VANROBAEYS DIRK FORD ESCORT 2000RS	-0.6	-0.3	2.2	-0.8	0.2	0.6	-0.3	0.1	1.8	0.3	-0.3	1.3	0.0	1.4	2.2	-1.9	0.6	1.4	1.1	-1.0	1.8	-1.0	0.74	12.56	+1.17	+6.04
8	10	SAVIC MIRKO PELCKMANS CHRISTOPHE PORSCHE 911	1.3	-0.6	1.9	-1.3	-0.3	0.5	-0.1	-0.3	1.4	-0.2	-0.7	1.0	-0.1	1.3	2.3	-2.8	0.1	1.7	1.4	-0.5	2.6	0.2	0.69	13.98	+1.42	+7.46
9	12	LANNOYE LIEVEN VANROLLEGHEM SEPPE PORSCHE 911	1.6	0.1	3.0	0.2	1.4	0.5	-0.1	-0.3	1.5	0.1	0.2	1.6	0.3	1.5	2.9	-1.3	1.6	2.0	1.4	-1.6	1.0	-0.8	0.76	15.04	+1.06	+8.52
10	13	DEKLERCK KURT VYNCKE STEVEN PORSCHE 914	2.5	0.1	2.3	0.7	1.8	0.9	0.6	0.3	2.2	0.4	0.5	2.2	0.9	2.1	3.5	-0.4	1.9	2.5	2.0	0.3	3.6	2.0	0.71	16.83	+1.79	+10.31
11	16	DEWAELE HANS DACQUIN ARNOUD PORSCHE 911 R REBUILT	2.2	-0.1	2.5	-0.1	1.2	1.8	0.8	1.0	3.6	0.0	-0.3	2.1	1.0	2.5	4.6	0.2	3.1	2.5	1.8	-1.7	2.3	0.9	0.66	19.49	+2.67	+12.97
12	20	BEKAERT CARL DESMET JOCHEN BMW 2002	2.5	1.4	3.6	1.7	2.7	2.0	0.5	1.2	3.2	0.7	0.8	2.8	2.6	3.6	4.9	0.6	3.4	1.7	1.6	-1.2	1.9	0.3	0.72	25.45	+5.95	+18.93

Rock N Roll Classics Omloup van Vlaanderen Regularity 2025
 Classic 65 - RT8 ZILVERBERG - Detailed
 OLIVIER CONSTRUCT

Pos.	#	Crew	1	2	3	4	5	6	7	8	9	10	11	12	13	14	15	16	17	18	19	20	21	22	Coef	Total	Prev.	1st
13	1	 GRAEVEN NICOLAS  GRAEVEN MICHEL PORSCHE 924	1.9	0.2	3.0	0.7	1.8	1.0	0.1	0.1	2.8	0.3	0.2	2.4	1.6	3.2	5.3	2.0	4.8	3.1	2.6	0.0	4.1	3.8	0.77	27.8	+2.35	+21.28
14	17	 JACOBS RUDY  VAN LOOCK INGRID OPEL MONZA	1.8	0.5	2.7	0.5	1.5	0.5	8.7	0.0	1.9	-1.0	-1.8	-0.3	-1.3	-0.3	0.4	-1.7	0.9	0.5	-0.3	-3.0	-0.6	-2.1	0.83	28.04	+0.24	+21.52
15	15	 REGNIER BENOIT  REGNIER DENIS BMW 323I E21	3.0	1.4	4.4	2.7	3.9	2.4	1.3	1.3	3.9	2.0	2.0	4.3	3.6	5.0	6.5	2.3	5.4	4.1	3.9	1.7	5.3	4.1	0.78	49.53	+21.5	+43.01
16	19	 LEFEVERE PATRICK  MAES GILLES OPEL KADETT C COUPE	1.2	-1.1	0.9	-1.2	0.0	-1.5	1.0	1.9	4.3	-4.2	-5.2	-2.9	-2.8	-0.8	2.3	0.1	3.1	-4.8	-2.9	-7.5	-3.8	-4.9	0.75	82.6	+33.07	+76.08
17	18	 WYDOOGHE MICHIEL  VAN GILS ARNO VOLVO AMAZON	2.1	1.8	5.1	4.7	6.3	0.7	-4.6	-7.3	-4.4	-5.8	-6.1	-3.9	-3.5	-1.7	0.4	0.6	3.5	-3.3	-2.9	-4.3	-0.5	-0.9	0.65	98.92	+16.32	+92.4
18	22	 COMPTAERT GIOVANNI  DEPOORTER ANDY OPEL KADETT GSI 16V	2.0	0.1	3.0	1.0	2.2	-1.1	-8.2	-15.0	-12.5	-17.1	-18.0	-15.8	-16.1	-14.5	-12.0	-14.8	-11.8	-16.0	-12.2	-17.0	-13.4	-13.2	0.89	445.92	+347	+439.4

Rock N Roll Classics Omloup van Vlaanderen Regularity 2025
 Classic 65 - RT9 RUMBEKE - Detailed
 A&D TRUCKS & TRAILERS

Pos.	#	Crew	1	2	3	4	5	6	7	8	9	10	11	12	13	14	15	16	17	Coef	Total	Prev.	1st
1	8	DE JAEGER GEERT DE JAEGER CÉDRIC PORSCHE 911	-0.3	1.0	0.6	0.2	-0.4	-0.5	0.5	0.8	-0.1	1.2	1.7	0.5	0.2	-0.1	1.0	-0.5	0.2	0.70	2.31		
2	6	DE WOLF SAM DOOLAEGHE BJORN PORSCHE 924	-1.3	1.1	0.6	0.5	-0.6	-0.7	0.4	-0.5	-0.3	0.7	1.1	0.0	0.3	-1.0	0.8	-0.8	0.0	0.79	5.22	+2.91	+2.91
3	2	DEFLANDRE YVES GENGOUX BAPTISTE PORSCHE 911	-1.0	1.2	1.5	1.1	-1.1	-0.4	0.9	1.2	-0.4	0.6	1.0	0.3	0.1	-0.7	0.3	-0.4	-0.1	0.74	5.56	+0.34	+3.25
4	4	BARTHOLEMY MICHAEL LIENNE PATRICK FORD ESCORT	-1.2	0.5	0.6	0.4	-1.6	-1.0	0.5	0.6	-0.2	1.0	1.4	0.3	-0.3	-1.3	0.5	-0.5	0.0	0.74	7.38	+1.82	+5.07
5	13	DEKLERCK KURT VYNCKE STEVEN PORSCHE 914	-0.1	1.4	1.1	0.7	-1.3	-1.2	0.4	0.0	-1.1	-0.1	0.1	-0.3	-0.7	-1.4	0.7	-0.6	-0.6	0.71	8.15	+0.77	+5.84
6	7	VERLINDE KOEN CLAUW BJORN VW GOLF2 GTI	-1.7	1.6	1.7	1.2	-0.4	-0.3	1.3	1.5	0.1	1.3	2.0	0.9	0.7	-0.5	0.9	-0.2	0.7	0.86	9.54	+1.39	+7.23
7	10	SAVIC MIRKO PELCKMANS CHRISTOPHE PORSCHE 911	-0.2	2.3	2.5	7.8	1.9	-1.4	0.7	0.8	0.5	2.0	3.0	0.7	0.8	-0.2	1.5	0.0	0.5	0.69	14.57	+5.03	+12.26
8	3	LOUYS PIERRE LEJEUNE DOMINIQUE MG B GT V8	0.1	1.0	0.3	9.8	4.4	0.4	0.6	0.7	-1.2	0.2	1.0	1.7	0.4	-1.4	0.6	-0.3	1.0	0.74	15.26	+0.7	+12.95
9	1	GRAEVEN NICOLAS GRAEVEN MICHEL PORSHE 924	1.0	3.0	4.2	5.3	1.6	0.9	2.4	3.0	-0.4	1.5	2.6	1.3	1.9	-0.8	0.8	0.3	0.5	0.77	18.31	+3.05	+16
10	11	VERSCHAEVE JAN VANROBAEYS DIRK FORD ESCORT 2000RS	-1.3	3.0	3.1	2.1	-2.0	-2.4	1.5	1.3	-2.0	-0.3	0.5	-0.9	0.9	-1.1	1.2	-0.5	0.0	0.74	20.5	+2.19	+18.19
11	12	LANNOYE LIEVEN VANROLLEGHEM SEPPE PORSCHE 911	-1.8	1.6	2.4	10.1	4.9	2.2	2.2	2.1	-0.4	0.9	1.6	0.6	0.5	-1.0	0.3	-0.1	0.2	0.76	21.54	+1.03	+19.23
12	16	DEWAELE HANS DACQUIN ARNOUD PORSCHE 911 R REBUILT	0.2	2.0	4.5	4.7	0.6	0.5	2.5	4.9	-1.3	0.6	1.7	-0.4	0.9	-3.6	-1.7	-1.5	-2.6	0.66	28.21	+6.68	+25.9

Rock N Roll Classics Omlloop van Vlaanderen Regularity 2025
 Classic 65 - RT9 RUMBEKE - Detailed
 A&D TRUCKS & TRAILERS

Pos.	#	Crew	1	2	3	4	5	6	7	8	9	10	11	12	13	14	15	16	17	Coef	Total	Prev.	1st
13	20	BEKAERT CARL DESMET JOCHEN BMW 2002	-0.7	1.5	2.5	2.5	-2.2	-4.1	-3.0	-1.9	-2.8	-2.0	-1.3	-2.7	-3.1	-4.5	-1.6	-3.4	-3.7	0.72	63.6	+35.39	+61.29
14	15	REGNIER BENOIT REGNIER DENIS BMW 323I E21	0.9	3.2	4.0	4.6	0.5	-1.2	-0.1	0.0	-5.3	-3.5	-2.5	-3.4	-3.4	-5.6	-3.4	-5.0	-5.2	0.78	75.35	+11.75	+73.04
15	17	JACOBS RUDY VAN LOOCK INGRID OPEL MONZA	-1.2	0.2	0.9	1.2	-3.4	-3.5	-1.7	-1.7	-4.4	-2.8	-2.4	-3.4	-4.5	-6.1	-3.9	-6.3	-5.9	0.83	89.31	+13.97	+87
16	22	COMPTAERT GIOVANNI DEPOORTER ANDY OPEL KADETT GSI 16V	2.4	5.6	7.8	8.7	5.5	7.2	9.4	11.1	3.2	5.2	6.4	1.1	3.0	-0.4	-0.4	-9.4	-15.5	0.89	110.19	+20.88	+107.88
17	18	WYDOOGHE MICHIEL VAN GILS ARNO VOLVO AMAZON	0.6	3.0	4.2	5.2	1.4	0.2	1.8	3.1	-5.9	-3.9	-2.7	-6.9	-5.1	-7.3	-7.6	-15.9	-19.6	0.65	151.07	+40.88	+148.76
18	19	LEFEVERE PATRICK MAES GILLES OPEL KADETT C COUPE	-1.1	1.3	2.2	3.1	-1.1	-3.4	-1.9	-1.2	-11.0	-8.8	-7.4	-13.4	-11.3	-13.9	-13.9	-21.7	-24.8	0.75	259.63	+108.56	+257.32

Rock N Roll Classics Omloup van Vlaanderen Regularity 2025
 Classic 65 - RT10 ZONING - Detailed
 CARROSSERIE MUYLLE

Pos.	#	Crew	Ref	Lap 2	Ref	Lap 3	Coef	Total	Prev.	1st
1	2	DEFLANDRE YVES GENGOUX BAPTISTE PORSCHE 911	01:18.4	-0.2	01:14.4	0.3	0.74	0		
-	4	BARTHOLEMY MICHAEL LIENNE PATRICK FORD ESCORT	01:23.7	0.5	01:20.4	-0.2	0.74	0	=	=
-	6	DE WOLF SAM DOOLAEGHE BJORN PORSCHE 924	01:06.4	-0.3	01:02.3	-0.1	0.79	0	=	=
-	8	DE JAEGER GEERT DE JAEGER CÉDRIC PORSCHE 911	01:18.8	0.5	01:15.5	0.2	0.70	0	=	=
-	10	SAVIC MIRKO PELCKMANS CHRISTOPHE PORSCHE 911	01:23.2	0.4	01:19.8	-0.2	0.69	0	=	=
-	22	COMPTAERT GIOVANNI DEPOORTER ANDY OPEL KADETT GSI 16V	01:12.1	0.2	01:08.5	0.5	0.89	0	=	=
7	3	LOUYS PIERRE LEJEUNE DOMINIQUE MG B GT V8	01:26.1	0.8	01:23.1	0.8	0.74	0.44	+0.44	+0.44
8	12	LANNOYE LIEVEN VANROLLEGHEM SEPPE PORSCHE 911	01:19.0	-0.3	01:14.9	1.1	0.76	0.46	+0.01	+0.46
9	1	GRAEVEN NICOLAS GRAEVEN MICHEL PORSHE 924	01:19.7	-0.8	01:15.1	0.2	0.77	0.6	+0.14	+0.6
10	11	VERSCHAEVE JAN VANROBAEYS DIRK FORD ESCORT 2000RS	01:23.0	0.5	01:19.7	-1.1	0.74	1.2	+0.6	+1.2
11	15	REGNIER BENOIT REGNIER DENIS BMW 323I E21	01:23.0	2.2	01:21.4	0.2	0.78	1.33	+0.13	+1.33
12	13	DEKLERCK KURT VYNCKE STEVEN PORSCHE 914	01:12.5	-0.2	01:08.5	-1.4	0.71	1.8	+0.47	+1.8


Rock N Roll Classics Omloup van Vlaanderen Regularity 2025
 Classic 65 - RT10 ZONING - Detailed
 CARROSSERIE MUYLLE

Pos.	#	Crew	Ref	Lap 2	Ref	Lap 3	Coef	Total	Prev.	1st
13	7	VERLINDE KOEN CLAUW BJORN VW GOLF2 GTI	01:19.5	-1.0	01:14.7	1.6	0.86	1.95	+0.15	+1.95
14	17	JACOBS RUDY VAN LOOCK INGRID OPEL MONZA	01:07.6	0.4	01:04.2	3.0	0.83	2.08	+0.13	+2.08
15	18	WYDOOGHE MICHIEL VAN GILS ARNO VOLVO AMAZON	01:14.1	1.0	01:11.3	-1.5	0.65	2.33	+0.25	+2.33
16	16	DEWAELE HANS DACQUIN ARNOUD PORSCHE 911 R REBUILT	01:11.3	1.7	01:09.2	6.4	0.66	4.69	+2.36	+4.69
17	20	BEKAERT CARL DESMET JOCHEN BMW 2002	01:09.6	-0.7	01:05.1	-3.0	0.72	5.4	+0.71	+5.4
18	19	LEFEVERE PATRICK MAES GILLES OPEL KADETT C COUPE	01:10.3	-2.9	01:03.6	6.4	0.75	9.23	+3.83	+9.23

Rock N Roll Classics Omloup van Vlaanderen Regularity 2025
 Classic 65 - RT11 HOUTHULST - Detailed
 SANI-CENTRUM OSTYN

Pos.	#	Crew	1	2	3	4	5	6	7	8	9	10	11	12	13	14	15	16	17	18	19	20	Coef	Total	Prev.	1st
1	2	DEFLANDRE YVES GENGOUX BAPTISTE PORSCHE 911	1.0	-0.3	0.9	0.7	-0.3	0.3	0.1	0.5	-0.2	0.6	1.3	0.4	-0.2	0.8	1.0	-0.2	1.1	-0.1	0.8	0.2	0.74	2.74		
2	6	DE WOLF SAM DOOLAEGHE BJORN PORSCHE 924	1.4	0.0	1.3	0.8	-0.3	0.4	-0.4	-0.4	-0.2	0.6	1.4	0.7	-0.3	0.6	0.5	-0.7	0.7	-0.3	0.2	-0.2	0.79	3.17	+0.43	+0.43
3	8	DE JAEGER GEERT DE JAEGER CÉDRIC PORSCHE 911	0.9	-0.3	0.9	0.8	-0.7	0.6	-0.2	0.0	-0.1	0.9	1.3	0.4	-0.5	0.9	1.0	-0.8	0.9	-0.1	0.3	0.3	0.70	3.59	+0.43	+0.85
4	3	LOUYS PIERRE LEJEUNE DOMINIQUE MG B GT V8	0.3	0.2	1.8	1.5	0.0	1.0	-0.2	-0.3	-0.4	0.8	1.3	0.4	-0.3	1.2	1.3	-0.6	1.2	-0.1	0.1	1.2	0.74	5.23	+1.64	+2.49
5	11	VERSCHAEVE JAN VANROBAEYS DIRK FORD ESCORT 2000RS	0.1	0.8	2.5	1.8	-0.5	0.2	0.4	-0.2	-0.5	0.3	1.0	0.5	-0.7	0.6	1.3	-0.3	1.6	-0.5	1.3	-0.1	0.74	5.51	+0.27	+2.77
6	12	LANNOYE LIEVEN VANROLLEGHEM SEPPE PORSCHE 911	2.0	-0.5	1.1	1.0	-0.4	0.3	-0.7	-0.1	-1.1	0.6	1.4	-0.1	-1.3	0.0	0.5	-0.6	1.8	-0.8	0.8	-0.3	0.76	7.95	+2.45	+5.21
7	7	VERLINDE KOEN CLAUW BJORN VW GOLF2 GTI	-0.2	0.1	1.5	1.4	-0.1	0.1	0.1	0.5	-0.2	1.2	2.4	0.7	-0.1	1.3	1.0	-0.5	1.2	-0.4	0.6	-1.8	0.86	8.45	+0.5	+5.71
8	13	DEKLERCK KURT VYNCKE STEVEN PORSCHE 914	1.2	0.0	1.4	1.8	0.2	1.6	0.3	1.0	0.0	1.3	1.6	1.6	0.0	1.5	1.9	0.6	2.4	0.5	0.8	0.2	0.71	8.66	+0.21	+5.92
9	1	GRAEVEN NICOLAS GRAEVEN MICHEL PORSHE 924	1.7	-0.4	1.7	1.4	-0.6	0.6	0.2	0.4	0.0	2.5	2.6	3.1	0.0	2.0	1.9	-0.3	2.7	0.3	1.5	-0.3	0.77	12.67	+4.01	+9.94
10	16	DEWAELE HANS DACQUIN ARNOUD PORSCHE 911 R REBUILT	-0.3	0.2	1.8	2.1	-0.4	0.7	-1.3	0.1	-0.5	1.7	0.5	-0.1	-1.1	0.7	0.6	-2.4	0.3	-1.7	-0.2	-2.5	0.66	16.04	+3.36	+13.3
11	20	BEKAERT CARL DESMET JOCHEN BMW 2002	-0.5	0.9	2.4	1.2	0.2	1.4	0.4	0.8	-0.7	0.3	1.1	0.4	-1.1	0.4	-0.3	-1.7	0.4	-2.6	-1.0	-2.2	0.72	16.06	+0.02	+13.32
12	15	REGNIER BENOIT REGNIER DENIS BMW 323I E21	4.8	0.0	2.1	2.4	0.7	2.2	0.5	1.0	0.5	2.3	2.8	2.7	0.0	1.8	2.5	0.7	3.5	0.8	2.4	0.2	0.78	19.66	+3.6	+16.92










Rock N Roll Classics Omloup van Vlaanderen Regularity 2025
 Classic 65 - RT11 HOUTHULST - Detailed
 SANI-CENTRUM OSTYN

Pos.	#	Crew	1	2	3	4	5	6	7	8	9	10	11	12	13	14	15	16	17	18	19	20	Coef	Total	Prev.	1st
13	17	 JACOBS RUDY  VAN LOOCK INGRID OPEL MONZA	1.4	-0.4	0.8	0.6	-0.6	2.3	-1.6	-1.6	-1.9	-0.7	-0.8	-1.3	-2.8	-1.3	-0.8	-2.6	-0.7	-2.3	-1.6	-2.2	0.83	33.17	+13.52	+30.44
14	18	 WYDOOGHE MICHIEL  VAN GILS ARNO VOLVO AMAZON	1.9	-0.9	0.7	-0.4	-2.6	-0.6	-3.1	-2.4	-2.9	-0.8	-1.7	-1.3	-7.3	-5.6	-4.4	-6.6	-4.2	-7.1	-7.1	-8.2	0.65	117.64	+84.47	+114.9
15	10	 SAVIC MIRKO  PELCKMANS CHRISTOPHE PORSCHE 911	1.5	2.3	4.1	4.5	5.3	7.1	8.3	8.5	9.5	11.0	12.3	11.0	12.4	13.9	14.4	14.7	16.9	20.0	20.5	19.1	0.69	143.04	+25.4	+140.3
16	19	 LEFEVERE PATRICK  MAES GILLES OPEL KADETT C COUPE	-0.3	-6.9	-4.7	-8.5	-10.2	-5.8	-9.3	-6.2	-5.9	-2.3	-4.7	-3.2	-7.7	-5.5	-9.6	-18.3	-14.5	-13.9	-13.5	-15.8	0.75	314	+170.96	+311.26
17	22	 COMPTAERT GIOVANNI  DEPOORTER ANDY OPEL KADETT GSI 16V	1.4	-4.3	-2.2	-9.5	-18.7	-16.1	-22.0	-21.3	-22.6	-19.9	-24.4	-22.9	-28.4	-26.1	-33.4	-43.3	-40.1	-48.9	-48.4	-55.8	0.89	500	+186	+497.26

Rock N Roll Classics Omloup van Vlaanderen Regularity 2025
 Classic 65 - RT12 PASSENDALE - Detailed
 BERNARD DEGROOTE

Pos.	#	Crew	1	2	3	4	5	6	7	8	9	10	11	12	13	14	15	16	17	CP	Coef	Total	Prev.	1st
1	2	DEFLANDRE YVES GENGOUX BAPTISTE PORSCHE 911	-0.2	-0.4	-0.6	1.4	-0.5	1.6	-0.3	0.7	1.1	0.2	-0.9	1.8	-0.1	3.6	3.3	0.4	0.1	0	0.74	8.4		
2	8	DE JAEGER GEERT DE JAEGER CÉDRIC PORSCHE 911	0.0	-0.3	-0.5	1.4	-0.7	1.8	-0.3	1.2	2.4	0.7	-0.6	1.6	0.2	3.4	3.6	0.5	0.1	0	0.70	9.07	+0.67	+0.67
3	6	DE WOLF SAM DOOLAEGHE BJORN PORSCHE 924	0.2	-0.6	-0.6	1.6	-0.6	1.9	0.0	0.8	1.7	0.6	-0.2	2.2	0.2	3.2	2.9	1.0	-0.4	0	0.79	9.61	+0.54	+1.21
4	3	LOUYS PIERRE LEJEUNE DOMINIQUE MG B GT V8	-0.8	-0.4	-0.6	1.5	-0.3	2.0	-0.2	0.9	1.6	1.2	-0.2	2.3	-0.2	3.4	3.7	0.7	0.4	0	0.74	10.27	+0.67	+1.87
5	7	VERLINDE KOEN CLAUW BJORN VW GOLF2 GTI	0.0	0.1	-0.7	1.5	-1.0	1.6	0.0	1.3	2.4	1.4	-0.8	1.8	0.4	3.5	3.7	1.0	-0.3	0	0.86	13.78	+3.51	+5.38
6	11	VERSCHAEVE JAN VANROBAEYS DIRK FORD ESCORT 2000RS	0.2	-0.3	-0.2	2.4	0.4	2.2	0.5	1.3	2.4	1.0	0.6	3.1	0.4	5.3	5.3	0.6	0.4	0	0.74	14.21	+0.43	+5.81
7	10	SAVIC MIRKO PELCKMANS CHRISTOPHE PORSCHE 911	0.0	-1.7	-0.8	1.6	-0.3	2.5	0.0	2.1	3.0	1.6	-0.7	2.5	0.1	4.2	5.5	1.0	0.2	0	0.69	16.86	+2.65	+8.46
8	16	DEWAELE HANS DACQUIN ARNOUD PORSCHE 911 R REBUILT	0.2	-0.3	-0.1	2.2	0.5	3.1	-0.7	1.7	4.1	1.0	-0.4	2.3	-0.8	2.1	3.7	0.5	-1.5	3.5	0.66	17.19	+0.34	+8.79
9	12	LANNOYE LIEVEN VANROLLEGHEM SEPPE PORSCHE 911	-0.1	-0.4	-0.7	1.8	0.0	1.4	0.9	2.5	4.1	0.5	-1.0	1.7	0.2	5.5	6.7	1.1	0.2	0	0.76	17.51	+0.32	+9.11
10	20	BEKAERT CARL DESMET JOCHEN BMW 2002	0.6	2.3	1.6	3.8	2.0	4.9	1.4	2.4	3.8	1.9	0.2	3.0	-0.7	4.2	4.7	0.3	-1.1	0	0.72	23.27	+5.76	+14.87
11	1	GRAEVEN NICOLAS GRAEVEN MICHEL PORSHE 924	-0.5	1.0	-0.9	1.7	-0.1	6.0	1.5	3.5	5.2	1.2	0.1	3.5	-0.2	7.0	9.1	1.6	0.0	0	0.77	28.37	+5.09	+19.97
12	13	DEKLERCK KURT VYNCKE STEVEN PORSCHE 914	0.5	0.7	0.2	2.1	0.3	5.0	1.5	3.4	5.3	2.1	0.8	3.5	1.6	9.7	11.2	2.4	1.3	0	0.71	30.96	+2.59	+22.56

Rock N Roll Classics Omloop van Vlaanderen Regularity 2025
 Classic 65 - RT12 PASSENDALE - Detailed
 BERNARD DEGROOTE

Pos.	#	Crew	1	2	3	4	5	6	7	8	9	10	11	12	13	14	15	16	17	CP	Coef	Total	Prev.	1st
13	17	 JACOBS RUDY  VAN LOOCK INGRID OPEL MONZA	2.0	1.3	1.3	3.5	1.6	4.7	1.9	3.4	4.1	2.6	1.2	3.5	1.4	5.5	5.8	2.1	1.9	0	0.83	32.62	+1.66	+24.22
14	15	 REGNIER BENOIT  REGNIER DENIS BMW 323I E21	1.4	3.1	1.8	4.5	2.2	6.0	2.2	4.0	5.1	3.3	1.9	4.7	2.2	7.9	9.2	3.5	2.2	0	0.78	44.23	+11.61	+35.83
15	18	 WYDOOGHE MICHIEL  VAN GILS ARNO VOLVO AMAZON	-0.6	0.3	-1.1	1.3	-2.5	3.2	-0.3	1.4	3.7	-1.5	-3.9	-0.7	-6.2	2.0	4.1	-3.4	-4.3	0	0.65	47.66	+3.43	+39.26
16	22	 COMPTAERT GIOVANNI  DEPOORTER ANDY OPEL KADETT GSI 16V	-4.5	-0.3	-6.4	-3.3	-13.7	-0.9	-1.3	1.5	5.1	3.3	-3.5	-0.3	-5.9	3.5	5.8	-2.0	-3.1	0	0.89	94.06	+46.41	+85.66
17	19	 LEFEVERE PATRICK  MAES GILLES OPEL KADETT C COUPE	-5.6	-0.5	-4.2	-1.1	-4.9	8.3	6.2	8.7	11.6	0.1	-7.3	-4.4	-11.0	1.9	4.8	-3.6	-5.1	0	0.75	114.28	+20.21	+105.88

Rock N Roll Classics Omlloop van Vlaanderen Regularity 2025
 Classic 65 - RT13 ZILVERBERG - Detailed
 OLIVIER CONSTRUCT

Pos.	#	Crew	1	2	3	4	5	6	7	8	9	10	11	12	13	14	15	16	17	18	19	20	21	22	Coef	Total	Prev.	1st
1	2	DEFLANDRE YVES GENGOUX BAPTISTE PORSCHE 911	0.9	-0.3	1.8	-0.8	0.1	0.0	-0.1	-0.6	1.0	-0.1	-0.8	1.1	-0.5	0.7	1.4	-0.7	1.4	1.0	0.7	-0.4	2.0	-0.5	0.74	6.98		
2	8	DE JAEGER GEERT DE JAEGER CÉDRIC PORSCHE 911	0.7	-0.3	1.8	-0.7	0.4	0.0	0.1	-0.4	1.0	0.1	-0.1	1.6	0.1	1.0	1.9	-1.0	1.6	1.4	1.0	-0.6	2.0	-0.4	0.70	7.9	+0.92	+0.92
3	11	VERSCHAEVE JAN VANROBAEYS DIRK FORD ESCORT 2000RS	0.9	-0.8	1.4	-0.7	0.6	-0.1	0.0	0.2	2.2	0.6	0.0	1.4	0.7	2.0	3.0	-0.7	1.9	1.8	0.3	-0.2	2.1	-0.8	0.74	11.32	+3.42	+4.34
4	7	VERLINDE KOEN CLAUW BJORN VW GOLF2 GTI	0.3	-0.8	1.5	-0.8	0.5	0.4	0.1	-0.3	1.4	0.5	0.0	1.9	0.6	1.6	2.8	-0.3	2.1	1.8	0.9	-0.6	2.0	-0.2	0.86	11.38	+0.05	+4.4
5	6	DE WOLF SAM DOOLAEGHE BJORN PORSCHE 924	1.1	-0.2	2.0	-0.3	0.4	-0.1	-0.5	-0.2	1.2	0.3	-0.1	1.5	0.6	1.3	2.1	-0.2	2.1	2.1	1.0	-2.8	0.2	0.3	0.79	12.5	+1.12	+5.52
6	17	JACOBS RUDY VAN LOOCK INGRID OPEL MONZA	2.1	1.0	3.1	0.7	1.7	0.9	0.5	0.0	1.5	-0.3	-0.1	1.7	0.4	1.4	2.2	-0.7	1.9	1.1	0.3	-1.0	2.0	0.1	0.83	13.68	+1.18	+6.7
7	10	SAVIC MIRKO PELCKMANS CHRISTOPHE PORSCHE 911	0.8	-1.0	1.1	-1.4	0.1	-0.1	-0.1	-0.2	1.8	0.1	-0.6	1.7	0.4	1.7	2.9	-1.9	1.0	1.6	1.6	-1.0	2.4	0.1	0.69	14.8	+1.12	+7.82
8	3	LOUYS PIERRE LEJEUNE DOMINIQUE MG B GT V8	1.1	0.6	3.0	0.7	1.7	1.4	0.2	0.3	2.7	0.1	0.4	2.7	1.3	2.3	3.3	-0.2	2.6	2.1	1.3	0.2	3.0	1.9	0.74	17.54	+2.73	+10.56
9	12	LANNOYE LIEVEN VANROLLEGHEM SEPPE PORSCHE 911	1.8	-1.0	1.7	-1.0	0.2	-0.3	0.2	-0.6	1.5	0.3	0.3	2.6	1.6	2.8	4.3	-0.3	2.6	2.3	1.4	-2.2	1.0	-0.2	0.76	19.36	+1.82	+12.38
10	20	BEKAERT CARL DESMET JOCHEN BMW 2002	2.5	0.4	2.5	0.2	1.4	0.6	0.3	1.7	11.0	2.0	0.9	2.9	2.2	3.3	4.6	0.4	3.8	1.7	2.1	-1.7	2.0	0.8	0.72	29.4	+10.04	+22.42
11	13	DEKLERCK KURT VYNCKE STEVEN PORSCHE 914	3.1	1.2	3.6	1.6	2.8	1.4	1.1	0.8	2.7	1.2	1.5	3.3	2.3	3.5	5.0	1.4	3.9	4.0	2.7	0.9	4.1	2.9	0.71	31.24	+1.84	+24.26
12	18	WYDOOGHE MICHIEL VAN GILS ARNO VOLVO AMAZON	2.9	1.2	3.8	2.8	4.5	-0.6	-1.4	0.0	3.4	-1.5	-2.6	0.4	0.5	2.5	5.1	2.4	5.3	0.2	1.0	-2.7	1.0	0.7	0.65	32.17	+0.93	+25.19









Rock N Roll Classics Omloup van Vlaanderen Regularity 2025
 Classic 65 - RT13 ZILVERBERG - Detailed
 OLIVIER CONSTRUCT

Pos.	#	Crew	1	2	3	4	5	6	7	8	9	10	11	12	13	14	15	16	17	18	19	20	21	22	Coef	Total	Prev.	1st
13	15	REGNIER BENOIT REGNIER DENIS BMW 323I E21	2.1	0.5	3.5	1.8	3.1	2.0	1.1	0.7	3.9	0.7	0.5	2.8	2.3	3.7	5.3	1.7	4.7	2.9	2.9	0.9	4.3	2.8	0.78	33.7	+1.53	+26.72
14	1	GRAEVEN NICOLAS GRAEVEN MICHEL PORSHE 924	2.7	0.7	3.6	1.9	3.1	0.6	0.0	-0.1	2.4	-0.7	-0.1	2.8	2.5	4.1	6.3	3.0	5.8	3.5	2.6	-0.9	3.4	3.6	0.77	35.16	+1.46	+28.18
15	19	LEFEVERE PATRICK MAES GILLES OPEL KADETT C COUPE	0.1	-2.0	0.1	-2.4	-1.0	-4.4	-4.8	-5.1	2.4	-1.4	-2.4	0.0	-0.3	1.4	4.2	1.8	5.2	-1.9	0.1	-3.6	0.2	-0.1	0.75	57.38	+22.22	+50.4
16	22	COMPTAERT GIOVANNI DEPOORTER ANDY OPEL KADETT GSI 16V	2.2	0.3	3.4	1.8	3.2	0.0	-6.2	-7.6	-4.0	-1.1	-1.7	0.8	0.6	2.2	4.4	2.5	5.6	-0.6	2.7	-1.5	2.2	1.9	0.89	62.43	+5.06	+55.45
17	16	DEWAELE HANS DACQUIN ARNOUD PORSCH 911 R REBUILT	2.2	-0.3	2.3	0.1	1.4	1.1	0.5	0.1	2428.6	M	M	M	M	M	M	M	M	M	M	M	M	M	0.66	500	+437.57	+493.02

Rock N Roll Classics Omloup van Vlaanderen Regularity 2025
 Classic 65 - RT14 RUMBEKE - Detailed
 A&D TRUCKS & TRAILERS

Pos.	#	Crew	1	2	3	4	5	6	7	8	9	10	11	12	13	14	15	16	17	Coef	Total	Prev.	1st
1	6	DE WOLF SAM DOOLAEGHE BJORN PORSCHE 924	-0.8	1.3	1.5	1.7	-0.4	-1.4	0.9	0.8	-0.4	0.7	1.2	0.6	0.4	-0.1	1.4	-0.6	0.2	0.79	7.02		
2	8	DE JAEGER GEERT DE JAEGER CÉDRIC PORSCHE 911	-0.6	1.3	1.8	2.2	0.3	-0.2	2.1	2.7	-0.4	1.3	2.2	1.3	0.7	-0.6	0.5	-0.4	0.6	0.70	8.24	+1.22	+1.22
3	2	DEFLANDRE YVES GENGOUX BAPTISTE PORSCHE 911	-0.1	1.9	2.3	2.7	-0.7	-0.2	2.0	2.4	-0.6	0.7	1.2	1.1	0.5	-0.6	1.2	0.0	0.3	0.74	8.94	+0.7	+1.92
4	7	VERLINDE KOEN CLAUW BJORN VW GOLF2 GTI	-0.1	2.0	2.8	3.1	-0.8	-0.7	1.8	2.3	-0.1	1.7	2.6	1.2	1.1	-0.5	0.7	-0.3	1.1	0.86	13.81	+4.87	+6.79
5	10	SAVIC MIRKO PELCKMANS CHRISTOPHE PORSCHE 911	-0.2	2.8	3.5	3.4	-1.3	-1.2	2.2	2.8	0.4	2.4	3.3	1.0	1.8	-0.7	0.4	0.9	1.2	0.69	17.06	+3.25	+10.04
6	12	LANNOYE LIEVEN VANROLLEGHEM SEPPE PORSCHE 911	0.0	1.4	2.7	2.8	-1.5	-3.0	2.0	2.9	-0.3	1.3	2.4	0.4	0.5	-1.2	0.1	-0.2	0.6	0.76	17.6	+0.53	+10.57
7	11	VERSCHAEVE JAN VANROBAEYS DIRK FORD ESCORT 2000RS	-0.9	3.7	4.7	4.5	-0.6	-1.6	2.5	2.9	-0.4	1.3	2.6	-0.2	0.9	-1.3	0.7	0.0	0.0	0.74	19.08	+1.49	+12.06
8	17	JACOBS RUDY VAN LOOCK INGRID OPEL MONZA	2.3	4.2	5.2	5.8	1.9	0.5	2.3	3.1	-1.4	0.2	1.1	-0.6	-0.6	-2.1	0.2	-1.4	-0.9	0.83	26.18	+7.1	+19.15
9	13	DEKLERCK KURT VYNCKE STEVEN PORSCHE 914	1.4	3.7	5.2	6.1	3.1	4.0	5.1	6.3	1.1	2.4	3.6	0.9	2.7	0.0	1.4	0.9	0.1	0.71	28.68	+2.51	+21.66
10	15	REGNIER BENOIT REGNIER DENIS BMW 323I E21	2.5	6.0	7.6	8.9	5.9	6.0	8.4	9.4	9.9	12.1	13.2	7.2	8.4	5.1	4.8	1.1	0.4	0.78	84.63	+55.95	+77.61
11	1	GRAEVEN NICOLAS GRAEVEN MICHEL PORSHE 924	2.5	6.1	8.5	10.1	8.0	9.4	12.1	13.9	7.3	9.4	10.9	6.3	9.4	6.7	6.3	1.9	0.5	0.77	93.02	+8.39	+85.99
12	20	BEKAERT CARL DESMET JOCHEN BMW 2002	-0.4	1.6	2.3	18.4	15.7	14.4	15.8	16.5	6.2	7.3	8.3	2.3	2.7	-1.6	-2.3	-3.4	-4.7	0.72	95.96	+2.94	+88.94







Rock N Roll Classics Omloup van Vlaanderen Regularity 2025
 Classic 65 - RT14 RUMBEKE - Detailed
 A&D TRUCKS & TRAILERS

Pos.	#	Crew	1	2	3	4	5	6	7	8	9	10	11	12	13	14	15	16	17	Coef	Total	Prev.	1st
13	18	 WYDOOGHE MICHIEL  VAN GILS ARNO VOLVO AMAZON	2.0	5.6	7.7	8.9	6.0	6.6	9.2	11.2	5.9	8.0	9.5	4.8	12.3	15.1	17.7	21.4	27.2	0.65	110.89	+14.93	+103.87
14	22	 COMPTAERT GIOVANNI  DEPOORTER ANDY OPEL KADETT GSI 16V	2.4	6.0	8.9	10.7	7.7	9.1	11.9	14.0	8.8	11.2	12.8	9.3	12.4	11.1	11.5	6.3	2.4	0.89	131.72	+20.83	+124.7
15	19	 LEFEVERE PATRICK  MAES GILLES OPEL KADETT C COUPE	1.5	5.4	7.7	9.7	7.0	8.7	13.2	16.0	13.1	16.1	18.0	14.7	19.4	18.0	19.2	16.0	11.9	0.75	155.33	+23.61	+148.3
16	3	 LOUYS PIERRE  LEJEUNE DOMINIQUE MG B GT V8	-1.2	3.0	3.4	4.4	1.2	0.0	3.5	4.6	0.6	4.1	10.3	2195.4	2203.7	2206.3	2210.5	2207.4	2203.6	0.74	384.04	+228.72	+377.02

Rock N Roll Classics Omlloop van Vlaanderen Regularity 2025
 Classic 65 - RT15 ZONING - Detailed
 CARROSSERIE MUYLLE

Pos.	#	Crew	Ref	Lap 2	Ref	Lap 3	Coef	Total	Prev.	1st
1	1	GRAEVEN NICOLAS GRAEVEN MICHEL PORSHE 924	01:17.2	0.1	01:14.6	-0.5	0.77	0		
-	2	DEFLANDRE YVES GENGOUX BAPTISTE PORSCH 911	01:13.5	0.2	01:11.0	-0.4	0.74	0	=	=
-	6	DE WOLF SAM DOOLAEGHE BJORN PORSCH 924	01:12.4	-0.3	01:09.4	-0.2	0.79	0	=	=
4	8	DE JAEGER GEERT DE JAEGER CÉDRIC PORSCH 911	01:14.5	0.4	01:12.2	0.6	0.70	0.07	+0.07	+0.07
5	10	SAVIC MIRKO PELCKMANS CHRISTOPHE PORSCH 911	01:19.1	-0.4	01:16.0	0.7	0.69	0.14	+0.07	+0.14
6	22	COMPTAERT GIOVANNI DEPOORTER ANDY OPEL KADETT GSI 16V	01:07.0	0.4	01:04.7	1.0	0.89	0.45	+0.31	+0.45
7	12	LANNOYE LIEVEN VANROLLEGHEM SEPPE PORSCH 911	01:17.9	-0.1	01:15.1	1.4	0.76	0.68	+0.24	+0.68
8	7	VERLINDE KOEN CLAUW BJORN VW GOLF2 GTI	01:14.7	1.0	01:13.0	1.1	0.86	0.95	+0.26	+0.95
9	15	REGNIER BENOIT REGNIER DENIS BMW 323I E21	01:19.8	1.2	01:18.3	-0.8	0.78	1.15	+0.2	+1.15
10	11	VERSCHAEVE JAN VANROBAEYS DIRK FORD ESCORT 2000RS	01:19.0	-1.1	01:15.2	0.1	0.74	1.2	+0.05	+1.2
11	18	WYDOOGHE MICHIEL VAN GILS ARNO VOLVO AMAZON	01:11.1	1.5	01:09.9	-1.0	0.65	1.65	+0.45	+1.65
12	13	DEKLERCK KURT VYNCKE STEVEN PORSCH 914	01:18.8	1.2	01:17.3	3.2	0.71	2.41	+0.76	+2.41

Rock N Roll Classics Omlloop van Vlaanderen Regularity 2025
 Classic 65 - RT15 ZONING - Detailed
 CARROSSERIE MUYLLE

Pos.	#	Crew	Ref	Lap 2	Ref	Lap 3	Coef	Total	Prev.	1st
13	17	 JACOBS RUDY  VAN LOOCK INGRID OPEL MONZA	01:04.4	3.7	01:05.4	-0.4	0.83	2.66	+0.24	+2.66
14	19	 LEFEVERE PATRICK  MAES GILLES OPEL KADETT C COUPE	01:02.6	3.2	01:03.1	2.5	0.75	3.53	+0.87	+3.53
15	20	 BEKAERT CARL  DESMET JOCHEN BMW 2002	01:08.6	-1.0	01:04.9	-1.9	0.72	3.8	+0.28	+3.8

Rock N Roll Classics Omloup van Vlaanderen Regularity 2025
 Classic 65 - Overall Classification

Pos.	#	Crew	Class	Pos.	LEG 1 / BOUCLE 1	LEG 1 / BOUCLE 2	LEG 2 / BOUCLE 1	LEG 2 / BOUCLE 2	Coef	Total	Prev.	1st
1	2	DEFLANDRE YVES GENGOUX BAPTISTE PORSCHE 911	D	1	16.53	14.66	21.35	27.06	0.74	79.59		
2	8	DE JAEGER GEERT DE JAEGER CÉDRIC PORSCHE 911	D	2	34.46	26.74	18.2	28.87	0.70	108.27	+28.68	+28.68
3	6	DE WOLF SAM DOOLAEGHE BJORN PORSCHE 924	C	1	30.17	26.54	42.3	32.3	0.79	131.3	+23.03	+51.71
4	7	VERLINDE KOEN CLAUW BJORN VW GOLF2 GTI	C	2	33.66	23.52	41.6	48.37	0.86	147.15	+15.84	+67.56
5	12	LANNOYE LIEVEN VANROLLEGHEM SEPPE PORSCHE 911	D	3	52.99	49.94	96.17	63.1	0.76	262.2	+115.06	+182.61
6	10	SAVIC MIRKO PELCKMANS CHRISTOPHE PORSCHE 911	C	3	55.4	41.26	54.58	191.9	0.69	343.13	+80.93	+263.54
7	17	JACOBS RUDY VAN LOOCK INGRID OPEL MONZA	D	-	70.32	61.09	150.91	108.31	0.83	390.63	+47.5	+311.04
8	1	GRAEVEN NICOLAS GRAEVEN MICHEL PORSHE 924	C	-	84.42	105.8	91.09	169.21	0.77	450.52	+59.89	+370.93
9	20	BEKAERT CARL DESMET JOCHEN BMW 2002	C	-	99.54	83.26	135.14	168.49	0.72	486.44	+35.92	+406.85
10	13	DEKLERCK KURT VYNCKE STEVEN PORSCHE 914	C	-	65.5	73.87	269.38	101.96	0.71	510.71	+24.27	+431.12
11	15	REGNIER BENOIT REGNIER DENIS BMW 323I E21	D	-	288.8	77.69	181.27	183.35	0.78	731.11	+220.4	+651.52

Rock N Roll Classics Omloup van Vlaanderen Regularity 2025
 Classic 65 - Overall Classification

Pos.	#	Crew	Class	Pos.	LEG 1 / BOUCLE 1	LEG 1 / BOUCLE 2	LEG 2 / BOUCLE 1	LEG 2 / BOUCLE 2	Coef	Total	Prev.	1st
12	18	WYDOOGHE MICHIEL VAN GILS ARNO VOLVO AMAZON	C	-	194.83	241.38	417.47	310	0.65	1163.68	+432.56	+1084.09
13	11	VERSCHA EVE JAN VANROBAEYS DIRK FORD ESCORT 2000RS	C	-	872.25	1200	56.04	51.32	0.74	2179.61	+1015.94	+2100.02
14	19	LEFEVERE PATRICK MAES GILLES OPEL KADETT C COUPE	C	-	290.7	569.98	852.33	644.5	0.75	2357.5	+177.89	+2277.91
15	22	COMPTAERT GIOVANNI DEPOORTER ANDY OPEL KADETT GSI 16V	C	-	1000.36	1000	1556.11	788.66	0.89	4345.12	+1987.62	+4265.53
R	4	BARTHOLEMY MICHAEL LIENNE PATRICK FORD ESCORT	C	R	28.63	27.14	27.47	R	0.74	R	R	R
R	14	POPELIER JENSE MESTDAGH JASPER OPEL MANTA B GSI	C	R	R	R	R	R	0.83	R	R	R
R	21	HEVERAEDT CHRIS POPELIER CHRIST BMW 325I E30	D	R	302.34	194.68	R	R	0.86	R	R	R
R	3	LOUYS PIERRE LEJEUNE DOMINIQUE MG B GT V8	D	R	109.34	36.31	44.12	R	0.74	R	R	R
R	9	MAES RUBEN PYCK ASWIN PORSCHE 914/6	D	R	613.59	15.3	R	R	0.70	R	R	R
R	16	DEWAELE HANS DACQUIN ARNOUD PORSCHE 911 R REBUILT	D	R	185.86	138.55	88.94	R	0.66	R	R	R

Rock N Roll Classics Omlloop van Vlaanderen Regularity 2025
 Classic 50 - RT1 ZWEVEZELE - Detailed
 HOUTTEKIER BACHEN

Pos.	#	Crew	1	2	3	4	5	6	7	8	9	10	11	12	13	14	15	16	17	18	19	20	21	22	23	Coef	Total	Prev.	1st
1	27	VARREWAERE MARIO CRACCO PABLO NISSAN SUNNY GTI	0.0	-0.4	0.8	0.0	0.3	-0.1	0.3	0.6	0.2	0.8	-0.4	-0.4	-0.9	0.8	-0.3	0.9	0.0	-0.3	0.1	0.2	0.8	0.2	0.1	0.90	2.33		
2	26	SIMON PATRICE NOELANDERS YVES PORSCHE 924 S	0.6	0.5	1.9	0.0	0.3	0.7	-0.1	0.4	1.0	1.2	-0.3	0.4	-0.9	-0.1	-0.8	-0.2	0.1	-0.2	0.3	1.6	0.7	0.3	0.8	0.86	5.27	+2.94	+2.94
3	29	LEGROS GUY GUIOT JOSEPH PORSCHE 924	-0.1	-0.7	1.5	-0.6	0.0	0.1	-0.4	0.4	-0.8	0.8	0.3	2.3	-0.2	1.0	-0.5	0.4	1.3	-0.5	1.7	0.6	-0.6	-1.4	-0.2	0.82	7.87	+2.6	+5.54
4	34	MAES RUDY DEPLANCKE FILIP PORSCHE APAL APAL GT	-0.2	-0.7	2.0	-1.1	-0.3	0.2	-0.1	1.3	0.8	1.3	-1.4	1.9	0.1	1.3	-1.1	0.4	-0.9	0.2	0.5	0.5	0.4	-0.2	0.3	0.63	8.93	+1.05	+6.6
5	32	NOE CLEMENS NOE HARALD LANCIA DELTA INTEGRALE	0.1	0.3	1.9	-0.9	0.2	1.1	0.0	1.1	0.3	1.5	-0.3	1.2	-1.2	-0.1	-1.6	0.6	0.7	-0.3	-0.3	1.3	2.0	-0.1	0.5	0.89	10.54	+1.61	+8.21
6	38	WOUTERS PETER LAROYE CHARLY ALFA GIULIA	0.9	0.8	2.7	0.3	1.3	1.6	0.7	1.9	0.5	2.2	0.5	2.5	-0.8	1.3	-0.4	0.6	1.2	0.4	1.0	1.8	1.3	0.3	-0.1	0.70	10.61	+0.07	+8.28
7	48	VANKEIRSBILCK KOEN VERGOTE DRIES PORSCHE 911	0.2	0.3	1.9	0.3	0.8	0.9	0.3	1.9	0.0	1.3	-0.9	0.9	-0.6	0.5	-1.2	-0.3	0.1	-1.3	0.0	-0.2	0.1	-1.4	1.6	0.84	10.67	+0.06	+8.34
8	28	THIBAUT MICHEL BOUSBAA THOMAS MAZDA 323 GTX TURBO	0.0	0.1	2.0	0.6	1.2	1.3	0.5	1.6	0.7	1.7	0.0	1.3	0.4	1.9	0.5	1.5	1.4	0.4	1.2	1.0	1.8	0.0	0.6	0.90	11.07	+0.4	+8.74
9	30	THIBAUT GILLES SOUKA FRANCOIS MAZDA 323	0.3	0.3	2.0	0.4	1.2	1.1	0.0	1.3	0.3	2.0	-0.3	1.0	-0.9	0.4	-2.1	-0.1	1.1	0.8	1.9	1.3	1.4	0.3	0.6	0.91	12.83	+1.76	+10.5
10	33	SAELENS MAXIM SAMAIEY GEERT FIAT 124 SPORT	0.1	0.1	2.5	0.5	1.2	1.3	0.5	2.3	0.7	2.2	0.4	3.9	1.8	2.9	0.4	1.1	1.0	0.2	1.1	1.6	1.4	-0.2	-0.4	0.74	13.32	+0.49	+10.99
11	35	QUIRIJNEN FELIX COPMANS PHILIP CITROËN DYANE	0.0	0.8	2.8	0.6	2.3	1.3	1.3	2.0	1.2	1.7	0.6	2.4	-0.5	1.4	0.9	2.2	1.9	0.5	1.6	1.9	2.3	0.6	0.9	0.67	13.87	+0.55	+11.54
12	31	DUMORTIER RIK WERNIERS BERT AUSTIN MINI 1000	1.6	1.3	3.2	1.4	1.9	2.6	2.3	3.0	1.2	7.8	0.5	3.2	0.9	2.3	0.7	1.8	1.0	0.8	2.7	19.9	14.3	1.3	1.8	0.81	53.46	+39.59	+51.13
13	41	VANCAYSEELE RIK VAN DOOREN ALEX MINI COOPER LEYLAND SP	-2.1	-3.4	-0.8	-0.4	0.8	2.4	-0.9	1.3	-2.2	1.8	-5.2	3.6	3.1	4.2	-5.0	-3.4	-0.4	-2.7	0.7	-3.9	-1.8	-8.0	-4.7	0.79	86.18	+32.72	+83.85

Rock N Roll Classics Omloup van Vlaanderen Regularity 2025
 Classic 50 - RT1 ZWEVEZELE - Detailed
 HOUTTEKIER BACHEN

Pos.	#	Crew	1	2	3	4	5	6	7	8	9	10	11	12	13	14	15	16	17	18	19	20	21	22	23	Coef	Total	Prev.	1st
14	39	DE GROOTE CHRISTOPHE WALRAVENS ARNO SUNBEAM TIGER	-13.8	-17.3	-14.2	-2.0	0.1	1.7	1.1	2.6	0.3	3.0	0.4	3.8	1.5	3.4	1.4	3.1	2.0	-1.9	-1.1	1.3	1.7	0.4	0.3	0.64	107.78	+21.6	+105.45
15	45	WEPSTER LEX WEPSTER STEVEN TRIUMPH TR6	-7.2	-9.5	-6.9	-11.2	-9.8	-6.0	-0.4	1.2	1.9	0.7	-1.2	7.5	8.1	10.0	8.5	10.2	2.9	-3.6	-0.7	0.3	2.6	1.6	3.8	0.70	140.3	+32.52	+137.97
16	40	CLAEYS TOM LEJAEGERE MAARTEN AUSTIN HEALEY SPRITE	4.2	7.6	10.3	12.2	12.9	13.0	12.7	14.3	12.5	15.1	12.7	17.1	15.6	16.9	12.5	14.0	14.1	9.2	10.5	10.3	10.3	9.8	12.8	0.67	180.3	+40	+177.97
17	37	COLLEE ALAIN MORTIER DIDRIK ALFA ROMEO GT BERTONE	15.8	15.8	18.1	15.9	16.4	16.1	15.4	15.9	16.0	16.7	15.3	16.8	14.2	15.3	15.3	16.0	16.5	15.7	16.9	17.3	17.2	15.6	16.0	0.73	261.85	+81.55	+259.52
18	42	LEFEVERE ERIK MAES KURT CITROEN AX SPORT	-4.6	-6.5	-3.8	-11.5	-10.1	-10.6	-11.8	-9.8	-13.1	-7.9	-11.4	-4.5	-4.9	-3.4	-8.0	-6.3	-3.4	-0.8	0.9	-5.2	-5.9	-13.6	-14.7	0.88	321.95	+60.1	+319.62
19	43	DEPUIS WILLY DEPUIS BRECHT FORD FIESTA XR2	-7.8	-10.9	-8.9	-19.4	-18.3	-17.6	-16.9	-15.2	-17.4	-2.4	-7.9	1.9	2.4	4.1	-0.8	0.6	-4.7	-7.8	-4.3	-1.3	0.1	-3.7	-4.3	0.85	327.15	+5.2	+324.82
20	46	LAMAIRE STEFAAN LAMAIRE JENS TOYOTA CELICA	-8.4	-11.7	-9.4	-24.4	-23.3	-23.5	-13.5	-12.1	-15.7	-17.3	-17.2	-8.8	-10.3	-9.1	-16.1	-14.7	-15.9	-18.2	-16.5	-18.3	-17.7	-19.4	-18.7	0.78	500	+172.85	+497.67
-	47	COUDIJZER GERRIT HEERMAN JENS BMW 316I	6.4	5.9	8.9	-2.2	-0.5	-0.4	-19.1	-17.7	-29.9	-47.1	-44.8	-35.5	-36.6	-35.3	-47.4	-46.3	-44.7	-45.6	-40.2	-42.4	-42.7	-50.4	-45.0	0.86	500	=	+497.67

Rock N Roll Classics Omloup van Vlaanderen Regularity 2025

Classic 50 - RT2 BEVEREN - Detailed

MOBIL 1

Pos.	#	Crew	1	2	3	4	5	6	7	8	9	10	11	12	13	14	15	16	17	18	19	20	CP	Coef	Total	Prev.	1st
1	26	SIMON PATRICE NOELANDERS YVES PORSCHE 924 S	-0.4	-0.3	0.6	0.6	-0.1	0.8	0.0	0.9	2.4	0.4	0.4	1.6	0.6	-0.6	0.4	-0.9	-0.3	0.6	0.5	-0.4	0	0.86	4.53		
2	30	THIBAUT GILLES SOUKA FRANCOIS MAZDA 323	0.1	0.4	1.0	1.6	1.1	0.4	0.0	1.6	3.1	-1.1	0.0	2.5	2.2	0.3	2.4	0.0	1.4	0.2	1.8	-0.5	0	0.91	13.67	+9.14	+9.14
3	48	VANKEIRSBILCK KOEN VERGOTE DRIES PORSCHE 911	0.4	1.1	1.3	2.2	1.9	0.2	0.2	2.1	3.6	0.1	-0.3	1.9	0.8	-0.5	2.2	-0.8	1.1	-1.3	-0.1	-1.2	0	0.84	14.69	+1.02	+10.16
4	28	THIBAUT MICHEL BOUSBAA THOMAS MAZDA 323 GTX TURBO	0.3	0.5	1.0	1.7	1.6	0.5	0.3	1.7	4.2	0.5	0.7	3.1	1.6	0.9	2.3	1.0	2.0	0.6	1.8	1.0	0	0.90	15.93	+1.24	+11.4
5	38	WOUTERS PETER LAROYE CHARLY ALFA GIULIA	1.4	1.3	2.0	1.8	1.9	1.3	0.9	2.9	4.8	0.9	0.9	2.5	2.0	1.1	2.4	0.5	1.8	1.1	2.3	0.8	0	0.70	17.22	+1.29	+12.69
6	27	VARREWAERE MARIO CRACCO PABLO NISSAN SUNNY GTI	0.0	0.0	-0.1	0.3	0.2	-0.2	-0.2	0.5	1.6	-0.1	0.0	6.3	4.9	2.0	2.5	-1.5	-0.2	-1.1	-0.8	-0.7	0	0.90	17.52	+0.3	+12.99
7	39	DE GROOTE CHRISTOPHE WALRAVENS ARNO SUNBEAM TIGER	-0.3	-0.3	0.5	1.7	2.4	-0.3	-0.2	2.4	4.6	0.8	-1.5	0.7	1.0	-0.9	0.8	-2.3	-0.7	-1.7	-0.3	-1.7	0	0.64	18.26	+0.74	+13.73
8	34	MAES RUDY DEPLANCKE FILIP PORSCHE APAL APAL GT	-0.1	0.9	1.1	1.6	2.0	0.4	-1.9	0.1	2.0	-0.4	-2.4	0.9	1.4	0.7	2.9	0.7	2.9	-2.6	-0.6	0.0	0	0.63	18.31	+0.05	+13.78
9	35	QUIRIJNEN FELIX COPMANS PHILIP CITROËN DYANE	0.7	0.7	2.5	2.9	2.6	0.9	1.1	3.1	6.1	4.2	-0.3	2.7	2.0	0.5	2.0	-0.9	0.8	-0.5	0.8	-0.8	0	0.67	18.55	+0.24	+14.03
10	33	SAELENS MAXIM SAMAHEY GEERT FIAT 124 SPORT	0.1	0.8	1.4	2.4	2.6	0.0	-1.0	2.2	4.1	0.7	-3.3	-0.4	-0.2	-1.2	1.2	-2.0	-0.2	-2.1	0.2	-1.0	0	0.74	23.64	+5.08	+19.11
11	32	NOE CLEMENS NOE HARALD LANCIA DELTA INTEGRALE	-1.4	0.0	2.8	3.3	1.7	2.8	-3.8	-1.3	0.2	-0.4	0.0	5.7	4.4	4.5	6.9	3.5	5.4	2.3	4.4	3.9	0	0.89	50.14	+26.5	+45.61
12	40	CLAEYS TOM LEJAEGHERE MAARTEN AUSTIN HEALEY SPRITE	-0.4	-1.3	-0.7	0.4	1.3	-0.5	-1.5	1.9	3.8	2.3	-1.0	6.0	6.9	7.0	9.9	6.7	7.9	-5.9	-2.5	-1.1	0	0.67	53.63	+3.49	+49.1

Rock N Roll Classics Omloup van Vlaanderen Regularity 2025

Classic 50 - RT2 BEVEREN - Detailed

MOBIL 1

Pos.	#	Crew	1	2	3	4	5	6	7	8	9	10	11	12	13	14	15	16	17	18	19	20	CP	Coef	Total	Prev.	1st
13	43	DEPUIS WILLY DEPUIS BRECHT FORD FIESTA XR2	4.7	5.2	6.7	8.7	9.3	3.2	-0.8	3.2	6.2	5.7	-0.1	1.4	1.9	2.3	5.3	5.5	9.0	-5.0	-1.7	-0.5	0	0.85	72.18	+18.55	+67.65
14	29	LEGROS GUY GUIOT JOSEPH PORSCHE 924	-0.4	0.7	2.2	2.6	2.2	-0.1	0.6	2.8	5.2	2.1	1.5	3.7	4.1	3.0	5.2	1.4	2.7	-6.5	-6.2	-7.6	25	0.82	89.25	+17.07	+84.72
15	45	WEPSTER LEX WEPSTER STEVEN TRIUMPH TR6	4.8	5.4	6.8	8.5	9.2	-0.3	-8.6	-4.0	-0.5	-0.1	-0.1	12.0	13.2	13.6	16.7	14.4	16.5	2.5	5.5	7.4	0	0.70	113.85	+24.6	+109.32
16	31	DUMORTIER RIK WERNIERS BERT AUSTIN MINI 1000	1.6	1.8	3.0	3.4	3.2	2.1	1.3	3.3	5.0	1.4	1.8	27.5	28.9	28.2	31.0	27.8	29.6	6.6	5.9	6.1	0	0.81	169.7	+55.85	+165.17
17	42	LEFEVERE ERIK MAES KURT CITROEN AX SPORT	6.1	5.9	6.2	6.8	8.2	-5.6	-16.0	-13.8	-11.6	-13.4	-14.6	-1.8	-1.7	-0.9	1.9	-0.3	2.1	-12.1	-10.1	-6.6	0	0.88	234.06	+64.36	+229.53
18	41	VANCAYSEELE RIK VAN DOOREN ALEX MINI COOPER LEYLAND SP	14.9	14.0	15.1	17.2	18.1	13.6	10.1	13.4	16.2	18.7	12.7	15.0	17.1	18.3	21.1	21.1	23.5	12.6	16.2	18.2	0	0.79	250.51	+16.45	+245.98
19	46	LAMAIRE STEFAAN LAMAIRE JENS TOYOTA CELICA	0.1	-1.3	-0.7	0.7	1.4	-16.8	-16.6	-11.5	-7.5	-8.2	-13.1	-10.3	-8.1	-7.7	-4.1	-4.1	-0.7	-17.6	-15.4	-14.6	0	0.78	300.46	+49.95	+295.93
20	47	COUDIJZER GERRIT HEERMAN JENS BMW 316I	-2.7	-4.2	-3.4	-3.3	-3.0	-22.0	-14.9	-11.2	-7.6	-8.6	-17.6	-16.2	-14.8	-14.7	-11.8	-14.5	-12.7	-15.6	-11.6	-11.7	0	0.86	424.2	+123.74	+419.67
21	37	COLLEE ALAIN MORTIER DIDRIK ALFA ROMEO GT BERTONE	M	M	M	M	M	M	M	M	M	M	M	M	M	M	M	M	M	M	M	M	0	0.73	600	+175.8	+595.47

Rock N Roll Classics Omloup van Vlaanderen Regularity 2025
 Classic 50 - RT3 ZONING - Detailed
 CARROSSERIE MUYLLE

Pos.	#	Crew	Ref	Lap 2	Ref	Lap 3	Coef	Total	Prev.	1st
1	27	VARREWAERE MARIO CRACCO PABLO NISSAN SUNNY GTI	01:21.3	0.4	01:23.7	-0.4	0.90	0		
-	34	MAES RUDY DEPLANCKE FILIP PORSCHE APAL APAL GT	01:21.2	-0.4	01:22.8	0.5	0.63	0	=	=
3	45	WEPSTER LEX WEPSTER STEVEN TRIUMPH TR6	01:21.9	0.4	01:24.3	-0.8	0.70	0.6	+0.6	+0.6
4	26	SIMON PATRICE NOELANDERS YVES PORSCHE 924 S	01:11.3	-0.7	01:12.6	-0.7	0.86	0.8	+0.2	+0.8
5	35	QUIRIJNEN FELIX COPMANS PHILIP CITROËN DYANE	01:26.6	1.2	01:29.8	-0.7	0.67	0.87	+0.07	+0.87
6	33	SAELENS MAXIM SAMAËY GEERT FIAT 124 SPORT	01:18.0	-1.2	01:18.8	1.3	0.74	1.99	+1.12	+1.99
7	46	LAMAIRE STEFAAN LAMAIRE JENS TOYOTA CELICA	01:19.9	0.3	01:22.2	3.3	0.78	2.18	+0.19	+2.18
8	31	DUMORTIER RIK WERNIERS BERT AUSTIN MINI 1000	01:20.5	1.9	01:24.4	-1.2	0.81	2.53	+0.35	+2.53
9	40	CLAEYS TOM LEJAEGHERE MAARTEN AUSTIN HEALEY SPRITE	01:19.9	3.6	01:25.5	2.0	0.67	3.08	+0.55	+3.08
10	32	NOE CLEMENS NOE HARALD LANCIA DELTA INTEGRALE	01:18.1	0.3	01:20.4	4.8	0.89	3.83	+0.75	+3.83
11	30	THIBAUT GILLES SOUKA FRANCOIS MAZDA 323	01:21.0	-1.5	01:21.5	4.3	0.91	5.46	+1.63	+5.46
12	38	WOUTERS PETER LAROYE CHARLY ALFA GIULIA	01:22.0	0.5	01:24.5	-3.5	0.70	6	+0.54	+6















Rock N Roll Classics Omloup van Vlaanderen Regularity 2025
 Classic 50 - RT3 ZONING - Detailed
 CARROSSERIE MUYLLE

Pos.	#	Crew	Ref	Lap 2	Ref	Lap 3	Coef	Total	Prev.	1st
13	29	LEGROS GUY GUIOT JOSEPH PORSCHE 924	01:17.7	3.0	01:22.7	-3.4	0.82	7.85	+1.85	+7.85
14	47	COUDIJZER GERRIT HEERMAN JENS BMW 316I	01:23.9	9.9	01:35.8	0.6	0.86	8.17	+0.32	+8.17
15	41	VANCAYSEELE RIK VAN DOOREN ALEX MINI COOPER LEYLAND SP	01:31.7	3.1	01:36.8	-3.6	0.79	8.25	+0.08	+8.25
16	48	VANKEIRSBILCK KOEN VERGOTE DRIES PORSCHE 911	01:12.1	-2.5	01:11.6	6.3	0.84	8.87	+0.62	+8.87
17	43	DEPUIS WILLY DEPUIS BRECHT FORD FIESTA XR2	01:19.6	5.1	01:26.7	-6.6	0.85	16.11	+7.24	+16.11
18	39	DE GROOTE CHRISTOPHE WALRAVENS ARNO SUNBEAM TIGER	01:26.0	1.0	01:29.0	-9.3	0.64	17.92	+1.81	+17.92
19	28	THIBAUT MICHEL BOUSBAA THOMAS MAZDA 323 GTX TURBO	01:21.7	11.8	01:35.5	-18.5	0.90	46.17	+28.25	+46.17
20	37	COLLEE ALAIN MORTIER DIDRIK ALFA ROMEO GT BERTONE	-	M	-	M	0.73	600	+553.83	+600
-	42	LEFEVERE ERIK MAES KURT CITROEN AX SPORT	-	M	-	M	0.88	600	=	+600

Rock N Roll Classics Omloup van Vlaanderen Regularity 2025
 Classic 50 - RT6 HOUTHULST - Detailed
 SANI-CENTRUM OSTYN

Pos.	#	Crew	1	2	3	4	5	6	7	8	9	10	11	12	13	14	15	16	17	18	19	20	Coef	Total	Prev.	1st
1	27	VARREWAERE MARIO CRACCO PABLO NISSAN SUNNY GTI	0.2	0.0	-0.1	0.3	-0.3	-0.2	0.6	0.5	0.4	0.8	0.7	0.2	0.3	0.5	1.5	-0.3	0.0	-0.1	-0.1	0.3	0.90	1.44		
2	37	COLLEE ALAIN MORTIER DIDRIK ALFA ROMEO GT BERTONE	-0.5	0.6	0.8	1.1	0.0	-0.1	-0.4	-0.1	-0.1	-0.3	1.0	0.1	0.1	0.4	1.1	-0.6	0.3	-0.3	-0.3	0.4	0.73	1.73	+0.29	+0.29
3	26	SIMON PATRICE NOELANDERS YVES PORSCHE 924 S	0.0	0.2	0.6	1.2	-0.1	0.3	0.5	0.6	0.3	0.8	0.8	0.1	0.3	0.4	1.6	0.1	0.4	0.0	0.6	0.4	0.86	2.32	+0.59	+0.88
4	38	WOUTERS PETER LAROYE CHARLY ALFA GIULIA	0.0	0.3	1.0	1.3	-0.8	0.0	0.0	0.3	0.2	0.4	1.0	-0.3	0.4	1.2	1.7	0.5	1.6	0.0	0.2	-0.5	0.70	3.96	+1.64	+2.52
5	34	MAES RUDY DEPLANCKE FILIP PORSCHE APAL APAL GT	0.3	0.5	1.8	1.1	-0.2	0.7	0.2	-0.5	0.4	0.7	0.0	-0.8	-0.3	0.9	2.1	-0.4	1.4	-0.6	0.4	-0.1	0.63	4.08	+0.12	+2.64
6	39	DE GROOTE CHRISTOPHE WALRAVENS ARNO SUNBEAM TIGER	1.1	0.3	1.3	2.5	-1.1	0.3	-0.1	-0.5	-0.4	0.0	0.5	-0.5	-0.5	0.4	1.3	-0.3	1.4	-0.3	0.2	-0.6	0.64	4.66	+0.59	+3.22
7	33	SAELENS MAXIM SAMAAY GEERT FIAT 124 SPORT	0.5	0.5	0.9	2.8	-0.3	0.2	-0.3	-0.7	-0.3	-0.1	0.1	-0.1	-0.2	0.7	2.8	0.3	1.4	0.8	0.4	0.1	0.74	5.14	+0.47	+3.7
8	32	NOE CLEMENS NOE HARALD LANCIA DELTA INTEGRALE	-0.4	-0.2	0.4	2.7	-0.1	1.4	0.3	-0.2	0.2	0.3	1.5	0.4	0.5	1.2	1.8	0.4	2.0	0.0	-0.3	0.3	0.89	6.76	+1.63	+5.32
9	30	THIBAUT GILLES SOUKA FRANCOIS MAZDA 323	-0.1	0.5	0.9	2.4	0.4	0.8	0.1	0.2	0.4	0.7	2.3	0.8	0.1	0.5	2.0	0.7	1.4	0.8	0.7	0.0	0.91	7.28	+0.52	+5.84
10	48	VANKEIRSBILCK KOEN VERGOTE DRIES PORSCHE 911	-0.5	0.2	0.7	2.4	-0.3	0.4	0.0	-0.5	-0.1	0.0	1.0	-0.6	-0.9	-0.2	1.1	-0.9	0.1	-1.4	-1.5	-0.3	0.84	8.29	+1.01	+6.85
11	40	CLAEYS TOM LEJAEGERE MAARTEN AUSTIN HEALEY SPRITE	-1.6	-1.3	-1.0	1.4	-0.1	-0.2	-1.0	-0.3	-0.7	-0.5	-0.3	-2.8	-1.1	-0.5	-0.2	-0.9	0.2	-1.3	-0.9	-0.1	0.67	15.8	+7.52	+14.36
12	43	DEPUIIS WILLY DEPUIIS BRECHT FORD FIESTA XR2	1.9	-2.3	-0.6	-0.6	-0.3	3.4	-0.4	1.0	1.4	3.5	1.3	4.6	1.5	3.4	4.0	-0.3	3.6	5.3	5.6	4.5	0.85	36.3	+20.5	+34.86






Rock N Roll Classics Omlloop van Vlaanderen Regularity 2025
 Classic 50 - RT6 HOUTHULST - Detailed
 SANI-CENTRUM OSTYN

Pos.	#	Crew	1	2	3	4	5	6	7	8	9	10	11	12	13	14	15	16	17	18	19	20	Coef	Total	Prev.	1st	
13	46	 LAMAIRE STEFAAN  LAMAIRE JENS TOYOTA CELICA	0.7	4.7	6.5	8.5	1.0	3.4	1.7	2.6	2.8	4.4	2.4	5.1	1.7	3.7	4.1	0.6	3.4	-0.4	0.1	-0.5	0.78	38.06	+1.76	+36.62	
14	47	 COUDIJZER GERRIT  HEERMAN JENS BMW 316I	2.8	-0.1	1.2	1.3	0.7	4.0	2.6	3.6	2.8	3.8	1.9	3.1	-3.0	-1.5	-2.4	-5.2	-1.8	-1.7	-2.0	-0.8	0.86	47.98	+9.91	+46.54	
15	45	 WEPSTER LEX  WEPSTER STEVEN TRIUMPH TR6	1.2	-0.7	0.3	1.1	-3.3	-0.3	-1.4	-0.6	-0.9	0.3	-1.6	-2.6	-3.3	-2.0	-0.9	-3.4	-1.1	-8.0	-8.3	-2.4	0.70	66.91	+18.93	+65.47	
16	41	 VANCAYSEELE RIK  VAN DOOREN ALEX MINI COOPER LEYLAND SP	0.9	-3.8	-1.9	0.3	-2.9	-0.2	-5.5	-4.1	-4.4	-2.2	-3.9	-1.6	-6.4	-5.1	-9.4	-14.8	-12.2	-18.2	-20.5	-27.2	0.79	271.52	+204.61	+270.08	
17	31	 DUMORTIER RIK  WERNIERS BERT AUSTIN MINI 1000	0.2	0.1	0.3	2.7	1.3	0.1	0.4	31.1	27.7	27.6	13.4	7.3	0.0	0.6	89.6	60.5	61.3	28.1	21.2	-2.4	0.81	288.01	+16.49	+286.57	
18	29	 LEGROS GUY  GUIOT JOSEPH PORSCHE 924	-3.8	-4.5	-3.1	-1.3	-4.7	M	M	M	M	M	M	M	M	M	M	M	M	-416.6	-418.6	-417.6	-416.9	0.82	500	+211.99	+498.56
-	35	 QUIRIJNEN FELIX  COPMANS PHILIP CITROËN DYANE	-0.4	0.1	0.9	2.3	M	M	M	M	M	M	M	M	M	M	M	M	M	M	M	M	0.67	500	=	+498.56	

























Rock N Roll Classics Omloup van Vlaanderen Regularity 2025
 Classic 50 - RT7 PASSENDALE - Detailed
 BERNARD DEGROOTE

Pos.	#	Crew	1	2	3	4	5	6	7	8	9	10	11	12	13	14	15	16	17	Coef	Total	Prev.	1st
1	27	VARREWAERE MARIO CRACCO PABLO NISSAN SUNNY GTI	0.0	-0.3	-1.0	0.0	-0.5	0.1	-0.3	0.0	0.7	-0.2	-0.5	0.8	-0.3	-0.7	-0.4	-0.1	-0.2	0.90	1.85		
2	26	SIMON PATRICE NOELANDERS YVES PORSCHE 924 S	-0.2	-0.3	-0.3	0.7	0.8	0.9	0.2	1.0	1.4	-0.1	-0.5	1.2	0.2	-0.1	-1.0	1.3	1.0	0.86	4.7	+2.85	+2.85
3	32	NOE CLEMENS NOE HARALD LANCIA DELTA INTEGRALE	-0.2	0.2	0.4	1.7	0.3	1.6	0.1	0.8	1.5	0.8	-0.4	1.3	0.0	0.8	1.3	0.8	0.8	0.89	5.7	+1	+3.85
4	30	THIBAUT GILLES SOUKA FRANCOIS MAZDA 323	-0.1	0.1	0.3	1.5	0.9	1.7	0.4	0.9	2.1	0.7	0.1	2.3	0.5	0.3	0.5	1.3	0.6	0.91	6.83	+1.13	+4.98
5	37	COLLEE ALAIN MORTIER DIDRIK ALFA ROMEO GT BERTONE	0.1	-0.4	-0.2	1.3	0.6	0.8	1.6	2.4	3.1	1.0	-0.1	1.9	0.2	-0.2	0.6	0.9	0.9	0.73	7.01	+0.18	+5.16
6	39	DE GROOTE CHRISTOPHE WALRAVENS ARNO SUNBEAM TIGER	-0.6	-2.4	-0.8	1.0	-0.3	1.7	0.8	1.0	1.6	0.9	-0.5	2.0	-0.5	0.2	0.5	1.3	0.6	0.64	8.7	+1.69	+6.85
7	34	MAES RUDY DEPLANCKE FILIP PORSCHE APAL APAL GT	-0.1	-0.4	-1.6	0.5	-0.1	2.2	0.3	1.2	2.6	0.6	-0.5	2.7	-0.1	2.9	2.4	0.8	-0.5	0.63	9.38	+0.69	+7.53
8	48	VANKEIRSBILCK KOEN VERGOTE DRIES PORSCHE 911	-0.1	0.6	0.4	1.9	0.4	3.7	0.4	0.6	2.1	1.5	0.5	2.8	0.7	0.3	1.0	1.7	0.9	0.84	10.08	+0.7	+8.23
9	33	SAELENS MAXIM SAMAEY GEERT FIAT 124 SPORT	-0.9	-1.2	-1.4	0.1	-0.8	0.5	-1.7	-0.7	-0.7	-0.9	-2.1	0.0	-0.5	1.1	0.5	-0.4	-1.4	0.74	14.04	+3.96	+12.19
10	38	WOUTERS PETER LAROYE CHARLY ALFA GIULIA	0.4	0.8	0.8	2.3	1.0	2.7	-0.1	-0.2	-1.5	-3.1	-2.6	1.1	-0.3	0.8	1.2	1.7	1.1	0.70	17.35	+3.31	+15.5
11	45	WEPSTER LEX WEPSTER STEVEN TRIUMPH TR6	1.4	5.8	2.2	4.7	-1.1	6.0	1.4	2.5	4.3	0.6	-0.4	2.9	-2.2	5.7	7.2	0.7	-0.6	0.70	32.03	+14.68	+30.18
12	31	DUMORTIER RIK WERNIERS BERT AUSTIN MINI 1000	1.3	1.4	0.4	1.8	5.2	2.6	1.5	6.4	6.8	1.6	0.8	2.8	4.7	5.6	4.3	2.7	0.7	0.81	34.18	+2.15	+32.33

Rock N Roll Classics Omloup van Vlaanderen Regularity 2025
 Classic 50 - RT7 PASSENDALE - Detailed
 BERNARD DEGROOTE

Pos.	#	Crew	1	2	3	4	5	6	7	8	9	10	11	12	13	14	15	16	17	Coef	Total	Prev.	1st
13	40	 CLAEYS TOM  LEJAEGHERE MAARTEN AUSTIN HEALEY SPRITE	1.4	0.9	0.6	2.0	2.2	3.8	4.5	5.1	5.1	5.5	5.1	7.8	3.9	9.2	10.7	2.3	-0.8	0.67	42.21	+8.03	+40.36
14	47	 COUDIJZER GERRIT  HEERMAN JENS BMW 316I	-3.1	5.1	2.6	5.7	0.4	4.8	-0.8	0.4	3.7	-1.1	-2.4	0.8	-5.7	2.9	5.7	-1.1	0.4	0.86	45.88	+3.67	+44.03
15	41	 VANCAYSEELE RIK  VAN DOOREN ALEX MINI COOPER LEYLAND SP	-5.9	-5.8	0.8	3.3	-2.1	6.2	3.5	5.3	8.5	-3.2	-1.9	1.0	-4.4	6.4	9.9	0.2	-0.9	0.79	73.32	+27.44	+71.47
16	43	 DEPUIS WILLY  DEPUIS BRECHT FORD FIESTA XR2	0.7	4.1	2.1	5.4	2.7	10.2	7.1	9.5	13.2	6.5	2.0	4.9	-4.0	2.6	5.8	-4.8	-1.9	0.85	77.73	+4.41	+75.88
17	29	 LEGROS GUY  GUIOT JOSEPH PORSCHE 924	-1.7	7.5	5.7	9.2	7.1	16.6	12.4	13.8	15.6	15.4	12.5	15.7	8.3	19.5	22.0	22.5	22.0	0.82	181	+103.27	+179.15
18	46	 LAMAIRE STEFAAN  LAMAIRE JENS TOYOTA CELICA	-8.8	-11.1	-23.1	-20.8	-34.3	-29.6	-33.7	-32.2	-29.9	-33.7	-35.4	-31.2	-37.3	-28.5	-27.8	-34.2	-35.4	0.78	500	+319	+498.15
19	35	 QUIRIJNEN FELIX  COPMANS PHILIP CITROËN DYANE	M	M	M	M	M	M	M	M	M	M	M	M	M	M	M	M	M	0.67	600	+100	+598.15

Rock N Roll Classics Omloup van Vlaanderen Regularity 2025
 Classic 50 - RT8 ZILVERBERG - Detailed
 OLIVIER CONSTRUCT

Pos.	#	Crew	1	2	3	4	5	6	7	8	9	10	11	12	13	14	15	16	17	18	19	20	21	22	Coef	Total	Prev.	1st
1	26	 SIMON PATRICE  NOELANDERS YVES PORSCHE 924 S	0.6	0.3	1.6	0.2	0.8	0.4	-0.1	0.0	0.9	-0.4	-0.8	0.1	-0.1	0.1	-0.3	-0.5	1.0	1.4	1.4	0.7	1.7	0.0	0.86	5.42		
2	39	 DE GROOTE CHRISTOPHE  WALRAVENS ARNO SUNBEAM TIGER	1.1	0.8	3.4	0.7	2.1	-0.1	-0.9	-0.3	2.0	-0.4	-0.2	1.9	-0.3	0.4	0.3	-0.6	2.0	3.4	2.3	-1.0	1.0	-0.1	0.64	11.73	+6.31	+6.31
3	27	 VARREWAERE MARIO  CRACCO PABLO NISSAN SUNNY GTI	0.6	0.3	1.7	1.3	1.7	0.0	-0.9	0.1	1.2	-0.5	-0.8	-0.1	-2.3	-2.2	-1.7	-1.6	0.1	-0.6	-0.5	-2.1	-0.7	-1.1	0.90	21.6	+9.87	+16.18
4	34	 MAES RUDY  DEPLANCKE FILIP PORSCHE APAL APAL GT	-0.4	-1.7	0.8	-2.4	-1.8	-0.5	-0.4	0.1	1.6	-1.5	-0.7	1.1	-1.5	-0.8	0.4	-1.8	1.2	-1.4	1.2	-1.5	0.1	-0.2	0.63	22.34	+0.74	+16.93
5	38	 WOUTERS PETER  LAROYE CHARLY ALFA GIULIA	1.9	2.3	4.3	2.0	2.5	0.7	1.0	0.3	1.3	1.0	0.7	1.8	-0.1	0.1	0.1	-0.8	1.4	5.4	0.6	-6.0	-4.7	-3.3	0.70	39.53	+17.19	+34.11
6	31	 DUMORTIER RIK  WERNIERS BERT AUSTIN MINI 1000	-1.2	-3.1	-1.3	-1.4	-0.4	-3.6	1.9	2.0	3.4	2.6	2.4	3.8	1.1	1.6	0.9	-0.2	1.6	3.1	5.4	2.1	3.9	1.9	0.81	40.66	+1.13	+35.25
7	40	 CLAEYS TOM  LEJAEGHERE MAARTEN AUSTIN HEALEY SPRITE	0.2	-3.2	-1.2	-2.7	-1.6	-0.7	-0.7	-0.9	0.7	-2.6	-3.0	-1.2	-3.4	-2.8	-1.9	-0.9	1.7	0.1	1.3	-0.2	1.1	0.0	0.67	41.48	+0.81	+36.06
8	33	 SAELENS MAXIM  SAMAËY GEERT FIAT 124 SPORT	3.2	0.4	2.8	0.2	1.4	-1.0	-1.6	-1.4	-0.3	-2.8	-3.5	-2.1	-3.4	-2.4	-0.8	-2.4	-0.4	-0.8	-0.8	-2.7	-0.5	-0.5	0.74	42.77	+1.29	+37.35
9	48	 VANKEIRSBILCK KOEN  VERGOTE DRIES PORSCHE 911	1.7	1.6	4.2	-0.1	0.6	2.1	2.2	2.3	4.2	3.9	4.1	5.6	2.9	3.4	3.3	0.1	2.2	-1.1	4.4	3.5	5.2	7.2	0.84	47.48	+4.72	+42.07
10	45	 WEPSTER LEX  WEPSTER STEVEN TRIUMPH TR6	5.6	5.6	8.6	8.1	9.5	7.3	0.4	-1.4	1.1	-0.6	0.0	2.3	1.4	2.5	3.7	0.7	3.6	3.6	3.8	-3.0	-0.2	-1.4	0.70	50.73	+3.25	+45.31
11	47	 COUDIJSER GERRIT  HEERMAN JENS BMW 316I	3.1	0.9	3.4	1.1	2.6	-0.7	3.4	4.8	7.7	4.3	2.9	5.0	3.5	4.7	5.2	3.6	6.1	4.2	4.9	-0.3	1.5	0.6	0.86	55.01	+4.28	+49.59
12	29	 LEGROS GUY  GUIOT JOSEPH PORSCHE 924	1.9	0.6	3.9	2.6	3.8	-0.3	-4.1	-4.3	-1.7	-1.8	-1.5	0.5	-1.0	0.4	2.0	0.8	4.4	5.6	6.5	-6.4	-4.3	-6.9	0.82	77.22	+22.21	+71.81

Rock N Roll Classics Omlloop van Vlaanderen Regularity 2025
 Classic 50 - RT8 ZILVERBERG - Detailed
 OLIVIER CONSTRUCT

Pos.	#	Crew	1	2	3	4	5	6	7	8	9	10	11	12	13	14	15	16	17	18	19	20	21	22	Coef	Total	Prev.	1st
13	43	DEPUIS WILLY DEPUIS BRECHT FORD FIESTA XR2	-2.8	-4.2	-0.7	-2.5	-0.6	-1.1	-1.7	-1.4	1.0	4.5	5.0	6.9	4.6	5.9	8.2	8.7	12.0	2.6	1.7	4.3	7.5	8.2	0.85	84.99	+7.76	+79.57
14	41	VANCAYSEELE RIK VAN DOOREN ALEX MINI COOPER LEYLAND SP	-0.1	-1.4	1.1	0.1	1.6	-0.8	-3.9	-6.9	-4.9	-7.2	-7.4	-5.0	-4.0	-2.5	0.4	0.7	3.6	2.4	4.2	-0.5	2.2	2.0	0.79	88.9	+3.92	+83.49
15	30	THIBAUT GILLES SOUKA FRANCOIS MAZDA 323	3.4	4.4	6.7	7.5	8.5	5.6	6.5	5.0	6.9	7.8	8.0	9.2	7.0	7.3	7.3	7.1	9.3	9.3	6.2	-0.2	1.8	3.8	0.91	116.57	+27.67	+111.16
16	32	NOE CLEMENS NOE HARALD LANCIA DELTA INTEGRALE	2.9	3.0	5.6	3.0	4.8	6.0	9.8	11.6	13.5	17.1	14.6	16.4	14.0	15.0	17.1	16.8	18.7	1.0	6.4	4.2	6.0	4.2	0.89	178.62	+62.05	+173.21
17	37	COLLEE ALAIN MORTIER DIDRIK ALFA ROMEO GT BERTONE	-0.2	-0.2	1.9	-2.5	-0.3	-1.4	-1.2	-1.8	-1.0	0.4	-1.8	-1.0	-4.9	-4.8	-3.8	-10.4	-7.8	-14.4	-13.0	-18.3	-17.4	-17.9	0.73	230.82	+52.2	+225.41
18	46	LAMAIRE STEFAAN LAMAIRE JENS TOYOTA CELICA	-1.8	-1.8	1.7	-0.1	1.4	-3.2	-16.5	-26.2	-24.0	-33.8	-35.8	-33.3	-35.1	-33.5	-32.8	-37.7	-31.9	-9.9	3.8	1.7	4.5	4.9	0.78	500	+269.18	+494.58
19	35	QUIRIJNEN FELIX COPMANS PHILIP CITROËN DYANE	M	M	M	M	M	M	M	M	M	M	M	M	M	M	M	M	M	M	M	M	M	M	0.67	600	+100	+594.58

Rock N Roll Classics Omloup van Vlaanderen Regularity 2025
 Classic 50 - RT9 RUMBEKE - Detailed
 A&D TRUCKS & TRAILERS

Pos.	#	Crew	1	2	3	4	5	6	7	8	9	10	11	12	13	14	15	16	17	Coef	Total	Prev.	1st
1	27	VARREWAERE MARIO CRACCO PABLO NISSAN SUNNY GTI	-0.6	-0.2	-0.7	-0.3	-0.4	-0.2	-0.1	-0.4	-0.2	-0.1	0.0	1.0	0.1	-0.2	0.2	-0.5	-0.3	0.90	1.05		
2	26	SIMON PATRICE NOELANDERS YVES PORSCHE 924 S	0.1	0.1	0.4	0.4	-0.5	-0.3	0.4	1.2	-0.3	0.2	-0.3	1.0	0.1	0.4	1.5	0.1	0.8	0.86	2.15	+1.1	+1.1
3	33	SAELENS MAXIM SAMAËY GEERT FIAT 124 SPORT	-0.7	1.3	1.6	0.8	-0.5	-0.5	1.4	0.8	-1.2	-0.4	-0.3	-1.3	-1.0	-0.6	0.9	0.3	-0.4	0.74	7.41	+5.26	+6.36
4	30	THIBAUT GILLES SOUKA FRANCOIS MAZDA 323	0.4	1.5	2.6	1.3	0.3	-0.3	1.4	1.0	0.0	0.5	0.6	1.5	0.4	0.3	2.4	0.4	0.3	0.91	7.55	+0.14	+6.5
5	32	NOE CLEMENS NOE HARALD LANCIA DELTA INTEGRALE	-0.6	1.6	2.5	0.9	0.6	0.2	0.7	-0.4	-0.4	0.7	0.2	1.8	0.5	-1.6	1.2	-0.2	0.5	0.89	7.74	+0.19	+6.69
6	31	DUMORTIER RIK WERNIERS BERT AUSTIN MINI 1000	-0.6	0.6	0.6	0.9	0.4	-0.1	1.7	1.3	-0.3	1.1	6.1	0.7	0.6	-0.7	0.7	-0.8	-0.8	0.81	9.33	+1.59	+8.28
7	34	MAES RUDY DEPLANCKE FILIP PORSCHE APAL APAL GT	-0.6	1.7	1.6	0.5	-1.3	-1.1	0.5	0.0	-2.2	-1.0	-0.2	1.8	0.4	-0.4	-0.3	-0.6	0.6	0.63	9.93	+0.6	+8.88
8	48	VANKEIRSBILCK KOEN VERGOTE DRIES PORSCHE 911	-0.1	0.8	0.5	6.7	-0.2	-0.5	0.8	0.4	-0.7	-0.2	0.1	0.1	-0.9	-1.7	0.6	-1.5	-1.7	0.84	13.8	+3.87	+12.75
9	39	DE GROOTE CHRISTOPHE WALRAVENS ARNO SUNBEAM TIGER	-2.1	0.3	2.8	2.2	-0.7	-2.0	-0.6	-0.6	-1.7	-1.0	-0.9	-0.6	-1.2	-1.1	0.3	-1.5	-1.3	0.64	20.16	+6.36	+19.11
10	37	COLLEE ALAIN MORTIER DIDRIK ALFA ROMEO GT BERTONE	-0.7	0.8	1.0	-0.7	-0.3	-0.6	0.9	0.3	1.7	2.4	2.3	3.1	4.1	4.3	5.4	6.2	7.2	0.73	25.38	+5.22	+24.33
11	45	WEPSTER LEX WEPSTER STEVEN TRIUMPH TR6	4.0	7.1	8.6	9.0	6.2	4.6	5.3	6.8	-2.4	-0.9	0.1	-1.4	0.4	-2.6	-0.7	-3.9	-6.2	0.70	62.52	+37.14	+61.47
12	43	DEPUIS WILLY DEPUIS BRECHT FORD FIESTA XR2	2.5	5.3	6.7	7.1	1.2	1.8	2.3	3.7	6.9	10.4	12.0	6.2	8.5	2.0	1.2	-6.3	-1.6	0.85	73.56	+11.04	+72.51















Rock N Roll Classics Omloup van Vlaanderen Regularity 2025
 Classic 50 - RT9 RUMBEKE - Detailed
 A&D TRUCKS & TRAILERS

Pos.	#	Crew	1	2	3	4	5	6	7	8	9	10	11	12	13	14	15	16	17	Coef	Total	Prev.	1st
13	38	WOUTERS PETER LAROYE CHARLY ALFA GIULIA	-0.7	1.1	0.9	0.4	-0.2	-2.6	-0.6	-2.3	-6.1	-5.5	-5.7	-6.1	-3.0	-3.0	-1.8	-3.1	-2.5	0.70	73.7	+0.15	+72.65
14	40	CLAEYS TOM LEJAEGHERE MAARTEN AUSTIN HEALEY SPRITE	-1.4	-0.6	-0.6	-1.4	-3.3	-4.5	-3.8	-4.1	-5.5	-4.4	-3.7	-4.0	-4.6	-5.4	-2.7	-6.1	-4.9	0.67	105	+31.3	+103.95
15	29	LEGROS GUY GUIOT JOSEPH PORSCHE 924	1.0	1.9	2.1	11.2	6.0	3.4	4.1	3.9	-2.8	-1.0	0.3	-1.7	-1.3	-5.0	-4.7	-11.7	-16.8	0.82	106.27	+1.27	+105.22
16	41	VANCAYSEELE RIK VAN DOOREN ALEX MINI COOPER LEYLAND SP	2.5	5.3	6.9	7.5	3.3	6.1	7.7	8.5	11.6	14.2	15.5	10.9	12.6	9.1	8.9	-2.6	-9.2	0.79	118.85	+12.58	+117.8
17	47	COUDIJZER GERRIT HEERMAN JENS BMW 316I	2.0	4.1	4.8	20.3	14.5	12.8	13.2	12.3	-5.4	-3.7	-3.3	-6.1	-2.0	-2.9	-2.4	-11.4	-14.5	0.86	163.2	+44.35	+162.15
18	46	LAMAIRE STEFAAN LAMAIRE JENS TOYOTA CELICA	2.4	5.3	6.6	6.6	2.5	0.8	1.5	0.4	-11.3	-9.5	-8.5	-14.8	-11.9	-16.7	-14.3	-13.5	-16.0	0.78	241.32	+78.12	+240.27
19	35	QUIRIJNEN FELIX COPMANS PHILIP CITROËN DYANE	M	M	M	M	M	M	M	M	M	M	M	M	M	M	M	M	M	0.67	600	+358.68	+598.95

Rock N Roll Classics Omloup van Vlaanderen Regularity 2025
 Classic 50 - RT10 ZONING - Detailed
 CARROSSERIE MUYLLE

Pos.	#	Crew	Ref	Lap 2	Ref	Lap 3	Coef	Total	Prev.	1st
1	27	VARREWAERE MARIO CRACCO PABLO NISSAN SUNNY GTI	01:20.8	-0.4	01:17.7	0.0	0.90	0		
-	31	DUMORTIER RIK WERNIERS BERT AUSTIN MINI 1000	01:17.8	-0.3	01:14.8	0.0	0.81	0	=	=
-	48	VANKEIRSBILCK KOEN VERGOTE DRIES PORSCHE 911	01:07.1	-0.5	01:03.9	0.5	0.84	0	=	=
4	41	VANCAYSEELE RIK VAN DOOREN ALEX MINI COOPER LEYLAND SP	01:23.0	-0.2	01:20.1	1.1	0.79	0.47	+0.47	+0.47
5	34	MAES RUDY DEPLANCKE FILIP PORSCHE APAL APAL GT	01:19.7	0.0	01:17.0	-1.1	0.63	1.2	+0.73	+1.2
6	39	DE GROOTE CHRISTOPHE WALRAVENS ARNO SUNBEAM TIGER	01:21.8	-1.4	01:17.7	-0.3	0.64	1.8	+0.6	+1.8
7	43	DEPUIS WILLY DEPUIS BRECHT FORD FIESTA XR2	01:15.2	-0.2	01:12.3	2.7	0.85	1.87	+0.07	+1.87
8	38	WOUTERS PETER LAROYE CHARLY ALFA GIULIA	01:25.4	-0.7	01:22.0	-1.4	0.70	2.2	+0.33	+2.2
9	32	NOE CLEMENS NOE HARALD LANCIA DELTA INTEGRALE	01:13.4	-0.3	01:10.4	-1.8	0.89	2.6	+0.4	+2.6
10	26	SIMON PATRICE NOELANDERS YVES PORSCHE 924 S	01:19.7	0.6	01:17.6	-1.8	0.86	2.69	+0.09	+2.69
11	47	COUDIJZER GERRIT HEERMAN JENS BMW 316I	01:22.1	2.4	01:21.8	2.0	0.86	2.92	+0.24	+2.92
12	30	THIBAUT GILLES SOUKA FRANCOIS MAZDA 323	01:25.9	-0.1	01:23.1	-2.4	0.91	3.8	+0.88	+3.8













Rock N Roll Classics Omlloop van Vlaanderen Regularity 2025
 Classic 50 - RT10 ZONING - Detailed
 CARROSSERIE MUYLLE

Pos.	#	Crew	Ref	Lap 2	Ref	Lap 3	Coef	Total	Prev.	1st
13	37	 COLLEE ALAIN  MORTIER DIDRIK ALFA ROMEO GT BERTONE	01:22.0	-2.2	01:17.1	2.6	0.73	4.93	+1.13	+4.93
14	33	 SAELENS MAXIM  SAMAAY GEERT FIAT 124 SPORT	01:14.6	-2.2	01:09.7	-1.3	0.74	5	+0.07	+5
15	40	 CLAEYS TOM  LEJAEGHIERE MAARTEN AUSTIN HEALEY SPRITE	01:19.3	2.8	01:19.4	-2.3	0.67	5.14	+0.14	+5.14
16	46	 LAMAIRE STEFAAN  LAMAIRE JENS TOYOTA CELICA	01:22.2	-1.5	01:18.0	-2.5	0.78	6	+0.86	+6
17	29	 LEGROS GUY  GUIOT JOSEPH PORSCHE 924	01:21.8	-2.6	01:16.5	-3.1	0.82	9.4	+3.4	+9.4
18	45	 WEPSTER LEX  WEPSTER STEVEN TRIUMPH TR6	01:19.8	-3.3	01:13.8	-3.8	0.70	12.2	+2.8	+12.2
19	35	 QUIRIJNEN FELIX  COPMANS PHILIP CITROËN DYANE	-	M	-	M	0.67	600	+587.8	+600

Rock N Roll Classics Omloup van Vlaanderen Regularity 2025
 Classic 50 - RT11 HOUTHULST - Detailed
 SANI-CENTRUM OSTYN

Pos.	#	Crew	1	2	3	4	5	6	7	8	9	10	11	12	13	14	15	16	17	18	19	20	Coef	Total	Prev.	1st
1	27	VARREWAERE MARIO CRACCO PABLO NISSAN SUNNY GTI	0.2	0.3	0.4	0.5	-0.3	0.0	0.4	0.5	0.5	0.7	0.3	-0.1	0.0	0.3	0.6	-0.5	0.0	-0.3	-0.3	0.1	0.90	0.27		
2	37	COLLEE ALAIN MORTIER DIDRIK ALFA ROMEO GT BERTONE	-0.5	-0.1	0.1	1.0	-0.5	0.6	-0.2	-0.5	0.1	-0.4	0.6	-0.7	-0.4	0.3	0.8	-0.5	0.3	-0.3	-0.5	-0.1	0.73	1.13	+0.86	+0.86
3	26	SIMON PATRICE NOELANDERS YVES PORSCHE 924 S	-0.2	0.3	0.6	1.0	0.0	-0.3	-0.3	0.2	0.7	0.7	0.6	0.1	0.5	0.8	0.7	-0.4	0.2	0.3	0.0	0.1	0.86	1.38	+0.25	+1.11
4	31	DUMORTIER RIK WERNIERS BERT AUSTIN MINI 1000	0.2	0.0	0.7	0.7	0.1	1.2	0.2	-0.2	-0.1	0.2	0.4	-0.4	-0.1	0.9	0.9	-0.4	1.1	-0.2	-0.6	-0.5	0.81	2.23	+0.85	+1.96
5	38	WOUTERS PETER LAROYE CHARLY ALFA GIULIA	0.1	0.1	1.1	1.1	-0.5	0.7	0.3	0.2	0.2	0.3	1.4	0.0	0.1	1.3	0.9	0.3	1.5	0.3	0.8	0.2	0.70	3.36	+1.14	+3.09
6	33	SAELENS MAXIM SAMAËY GEERT FIAT 124 SPORT	1.1	0.5	1.4	0.5	-0.8	0.0	-0.6	-0.6	-0.6	-0.6	-0.4	-0.6	-0.4	0.4	0.8	-0.5	0.3	-0.1	-0.2	-0.8	0.74	3.53	+0.17	+3.26
7	39	DE GROOTE CHRISTOPHE WALRAVENS ARNO SUNBEAM TIGER	0.2	-0.1	0.7	1.6	0.5	1.3	0.0	-0.7	-0.4	0.1	0.7	0.1	-0.9	0.1	0.1	-1.2	0.4	0.6	0.0	0.4	0.64	4.14	+0.6	+3.87
8	34	MAES RUDY DEPLANCKE FILIP PORSCHE APAL APAL GT	0.1	0.4	2.1	1.2	-1.1	0.3	0.4	0.2	0.3	0.8	1.2	-0.7	-0.1	1.4	0.4	-0.9	0.9	-0.4	-0.7	-0.2	0.63	5.7	+1.56	+5.43
9	48	VANKEIRSBILCK KOEN VERGOTE DRIES PORSCHE 911	0.1	0.3	1.1	1.0	-0.1	0.1	-0.4	-0.7	-0.5	0.0	0.5	-0.5	-1.0	-0.1	0.4	-0.8	-0.4	-1.1	-1.5	-0.7	0.84	6.52	+0.83	+6.25
10	30	THIBAUT GILLES SOUKA FRANCOIS MAZDA 323	0.1	0.5	0.7	1.7	0.9	1.7	0.5	0.4	1.0	1.0	2.1	0.1	0.0	0.6	1.5	1.0	2.5	0.0	0.5	-0.2	0.91	8.37	+1.85	+8.1
11	35	QUIRIJNEN FELIX COPMANS PHILIP CITROËN DYANE	0.3	0.4	1.5	1.4	0.1	0.7	0.0	-0.5	-0.6	0.0	0.7	-1.4	-1.4	0.0	1.3	-1.3	0.4	-1.8	-0.7	-1.8	0.67	13.08	+4.71	+12.81
12	40	CLAEYS TOM LEJAEGHERE MAARTEN AUSTIN HEALEY SPRITE	-1.8	0.2	1.1	0.9	0.0	0.4	0.1	-1.5	-1.3	-0.8	0.7	-0.9	-0.9	0.2	0.3	0.2	1.4	-2.6	-0.4	-1.2	0.67	15.41	+2.33	+15.14







Rock N Roll Classics Omloup van Vlaanderen Regularity 2025
 Classic 50 - RT11 HOUTHULST - Detailed
 SANI-CENTRUM OSTYN

Pos.	#	Crew	1	2	3	4	5	6	7	8	9	10	11	12	13	14	15	16	17	18	19	20	Coef	Total	Prev.	1st
13	46	 LAMAIRE STEFAAN  LAMAIRE JENS TOYOTA CELICA	3.2	7.5	9.2	8.7	4.9	6.7	4.8	4.1	3.1	4.9	5.9	5.5	2.8	4.6	3.1	0.5	3.5	1.3	0.5	-0.1	0.78	58.73	+43.33	+58.46
14	41	 VANCAYSEELE RIK  VAN DOOREN ALEX MINI COOPER LEYLAND SP	-1.8	-2.8	-0.8	2.2	2.1	3.8	2.9	5.4	5.9	8.6	1.8	8.0	3.1	4.7	8.3	4.9	7.9	4.4	3.7	2.2	0.79	64.21	+5.47	+63.94
15	45	 WEPSTER LEX  WEPSTER STEVEN TRIUMPH TR6	-0.7	-2.7	-1.4	1.2	-2.4	-0.7	-1.3	-1.4	-2.0	-0.8	-1.1	-1.3	-3.7	-2.5	-3.9	-3.8	-1.2	-3.3	-3.8	-5.2	0.70	67.89	+3.68	+67.62
16	47	 COUDIJZER GERRIT  HEERMAN JENS BMW 316I	-1.2	-2.1	-0.3	2.8	-1.5	0.5	0.7	2.2	0.3	1.7	-1.7	-1.6	-6.5	-4.5	-4.4	-5.4	-2.0	-5.3	-3.4	-4.1	0.86	79.04	+11.15	+78.77
17	43	 DEPUIS WILLY  DEPUIS BRECHT FORD FIESTA XR2	-1.0	-3.7	-2.0	-2.9	-2.1	1.7	0.2	2.8	2.3	4.9	-5.0	-7.2	-13.8	-11.6	-8.3	-5.2	-2.1	-4.2	-5.8	-8.3	0.85	159.65	+80.6	+159.38
18	29	 LEGROS GUY  GUIOT JOSEPH PORSCHE 924	-3.3	-3.0	-2.5	-3.1	-3.4	-2.6	-6.2	-4.4	-5.1	-4.0	-3.9	-5.6	-6.9	-5.1	-5.0	-6.3	-4.6	-7.4	-7.6	-10.3	0.82	180.6	+20.96	+180.33

Rock N Roll Classics Omloup van Vlaanderen Regularity 2025
 Classic 50 - RT12 PASSENDALE - Detailed
 BERNARD DEGROOTE

Pos.	#	Crew	1	2	3	4	5	6	7	8	9	10	11	12	13	14	15	16	17	CP	Coef	Total	Prev.	1st
1	39	DE GROOTE CHRISTOPHE WALRAVENS ARNO SUNBEAM TIGER	-0.1	-4.6	-1.2	0.6	-0.3	1.2	-0.5	-0.1	0.4	0.6	0.0	2.4	0.4	2.9	3.4	1.1	0.5	0	0.64	15.17		
2	37	COLLEE ALAIN MORTIER DIDRIK ALFA ROMEO GT BERTONE	1.0	0.3	1.8	3.1	1.0	0.0	0.5	1.3	4.5	1.2	1.0	3.5	1.6	3.4	3.0	2.0	-0.1	0	0.73	15.99	+0.82	+0.82
3	40	CLAEYS TOM LEJAEGHERE MAARTEN AUSTIN HEALEY SPRITE	0.6	-1.5	0.5	2.2	0.6	-0.7	3.7	4.8	5.1	1.5	1.4	3.9	1.2	3.5	2.7	1.3	0.9	0	0.67	20.09	+4.1	+4.92
4	34	MAES RUDY DEPLANCKE FILIP PORSCHE APAL APAL GT	-1.2	-2.3	-1.9	0.1	0.7	-1.7	-2.5	0.1	4.0	0.9	-2.7	-0.2	-1.2	1.0	0.3	0.6	-0.8	0	0.63	23.56	+3.47	+8.39
5	31	DUMORTIER RIK WERNIERS BERT AUSTIN MINI 1000	0.4	1.7	0.9	2.7	2.9	1.6	0.3	1.4	3.4	2.6	1.1	3.2	-0.1	4.5	5.4	6.6	3.3	0	0.81	27.78	+4.22	+12.62
6	27	VARREWAERE MARIO CRACCO PABLO NISSAN SUNNY GTI	-11.0	0.2	0.9	2.0	-0.1	-0.3	0.5	2.6	4.8	0.6	-0.4	0.9	0.5	0.1	1.0	-0.3	-0.6	0	0.90	29.57	+1.79	+14.4
7	38	WOUTERS PETER LAROYE CHARLY ALFA GIULIA	-0.4	0.0	0.4	2.0	2.8	0.6	1.9	2.7	4.1	2.2	1.1	3.3	1.2	2.9	3.1	0.5	-0.2	25	0.70	40.33	+10.76	+25.16
8	48	VANKEIRSBILCK KOEN VERGOTE DRIES PORSCHE 911	-2.0	-2.5	-0.7	0.9	0.2	-2.6	1.6	2.5	4.8	1.1	-0.7	1.4	2.3	0.7	0.5	0.0	-1.2	25	0.84	47.89	+7.56	+32.72
9	45	WEPSTER LEX WEPSTER STEVEN TRIUMPH TR6	1.5	2.3	-0.8	1.4	-0.5	3.8	-2.5	-0.7	1.7	1.7	2.0	5.0	6.3	13.0	13.5	-6.2	-3.3	0	0.70	54.69	+6.8	+39.52
10	30	THIBAUT GILLES SOUKA FRANCOIS MAZDA 323	0.3	-2.6	-2.3	-0.8	1.3	-6.7	-8.4	-4.1	1.2	1.4	0.5	2.5	-0.2	-0.9	1.5	-1.8	-1.9	0	0.91	54.91	+0.22	+39.75
11	41	VANCAYSEELE RIK VAN DOOREN ALEX MINI COOPER LEYLAND SP	-6.9	-2.0	-3.0	1.4	3.2	7.1	0.5	2.9	6.0	0.7	-2.9	0.2	-6.3	3.0	5.7	0.3	-0.9	0	0.79	58.54	+3.63	+43.37
12	47	COUDIJZER GERRIT HEERMAN JENS BMW 316I	-0.8	2.0	-1.9	0.9	-4.4	-3.2	-7.4	-4.6	-0.8	-1.2	-2.5	1.7	-1.7	7.5	9.9	0.9	0.7	0	0.86	64.29	+5.75	+49.12













Rock N Roll Classics Omloup van Vlaanderen Regularity 2025
 Classic 50 - RT12 PASSENDALE - Detailed
 BERNARD DEGROOTE

Pos.	#	Crew	1	2	3	4	5	6	7	8	9	10	11	12	13	14	15	16	17	CP	Coef	Total	Prev.	1st
13	26	 SIMON PATRICE  NOELANDERS YVES PORSCHE 924 S	-0.4	-0.5	-1.6	-0.3	1.0	-0.3	13.4	14.9	17.8	19.2	18.4	20.2	3.6	4.8	2.3	0.7	0.4	0	0.86	97.49	+33.2	+82.32
14	35	 QUIRIJNEN FELIX  COPMANS PHILIP CITROËN DYANE	12.5	15.2	4.5	6.3	-4.3	-3.2	-9.8	-8.1	-5.1	0.3	-5.5	-2.5	2.5	8.9	10.1	0.8	-0.1	0	0.67	108.06	+10.57	+92.89
15	46	 LAMAIRE STEFAAN  LAMAIRE JENS TOYOTA CELICA	-3.8	-2.8	-12.1	-8.5	-6.0	2.9	-2.1	-0.6	1.0	-2.1	-5.4	-1.4	-0.1	8.2	8.6	-3.7	-4.4	0	0.78	108.39	+0.33	+93.22
16	43	 DEPUIS WILLY  DEPUIS BRECHT FORD FIESTA XR2	-7.4	-6.3	-9.2	-5.9	-3.9	0.7	-2.0	0.9	5.2	3.1	0.6	3.9	-1.4	10.5	15.1	12.4	11.0	0	0.85	114.84	+6.45	+99.67
17	33	 SAELENS MAXIM  SAMAHEY GEERT FIAT 124 SPORT	-6.1	-5.2	-5.6	-4.1	-10.8	-7.2	-6.4	-4.5	-0.4	-2.6	-3.4	-1.4	-4.9	-0.5	-0.5	-3.6	-3.1	0	0.74	123.8	+8.96	+108.63
18	29	 LEGROS GUY  GUIOT JOSEPH PORSCHE 924	0.3	0.1	-1.0	1.8	-2.2	-0.9	-10.1	-8.6	-6.7	-8.8	-11.7	-8.7	-12.4	-3.7	-2.2	-13.5	-16.2	0	0.82	200.47	+76.67	+185.3

Rock N Roll Classics Omloup van Vlaanderen Regularity 2025
 Classic 50 - RT13 ZILVERBERG - Detailed
 OLIVIER CONSTRUCT

Pos.	#	Crew	1	2	3	4	5	6	7	8	9	10	11	12	13	14	15	16	17	18	19	20	21	22	Coef	Total	Prev.	1st
1	27	VARREWAERE MARIO CRACCO PABLO NISSAN SUNNY GTI	0.0	0.0	1.3	-0.3	0.1	-0.6	0.2	-0.6	0.3	0.2	-0.7	0.6	-0.2	0.3	0.3	-0.7	0.8	0.9	0.2	-1.0	0.8	-0.3	0.90	3.91		
2	26	SIMON PATRICE NOELANDERS YVES PORSCHE 924 S	0.9	-0.7	1.0	-0.1	0.6	-0.1	0.2	0.5	1.8	0.5	0.4	1.9	-0.8	0.1	0.8	-0.7	1.3	0.9	0.5	-0.3	1.0	0.3	0.86	6.3	+2.39	+2.39
3	37	COLLEE ALAIN MORTIER DIDRIK ALFA ROMEO GT BERTONE	0.2	-0.6	1.6	-0.4	0.3	-0.5	-0.3	-0.3	1.4	-0.3	-0.6	0.9	-1.1	-0.1	0.4	-0.2	1.9	0.9	0.0	-0.4	1.2	-1.4	0.73	6.98	+0.68	+3.07
4	48	VANKEIRSBILCK KOEN VERGOTE DRIES PORSCHE 911	1.2	0.5	2.6	0.8	1.4	-0.2	0.2	0.2	2.8	0.1	0.1	2.2	0.0	0.7	1.8	-0.4	1.8	1.8	0.6	0.0	1.9	-0.6	0.84	11.62	+4.65	+7.71
5	33	SAELENS MAXIM SAMAEEY GEERT FIAT 124 SPORT	1.0	-0.3	1.7	-0.9	0.1	-1.4	-0.4	-0.1	1.6	-0.2	-0.8	1.1	-0.6	0.4	1.2	-1.7	0.7	0.8	-0.2	-0.8	1.4	-1.1	0.74	11.67	+0.05	+7.76
6	39	DE GROOTE CHRISTOPHE WALRAVENS ARNO SUNBEAM TIGER	1.3	0.5	3.2	0.4	1.9	-0.4	-0.1	0.3	2.5	0.8	0.9	3.5	0.9	1.8	2.0	0.4	2.7	1.4	0.2	-1.1	1.5	-0.5	0.64	12.66	+0.99	+8.75
7	40	CLAEYS TOM LEJAEGHERE MAARTEN AUSTIN HEALEY SPRITE	1.0	0.0	2.3	-0.8	0.6	-0.4	0.0	1.2	3.0	0.5	0.6	3.2	1.2	2.1	2.7	0.3	2.4	3.1	0.6	0.5	3.0	1.4	0.67	14.6	+1.95	+10.69
8	38	WOUTERS PETER LAROYE CHARLY ALFA GIULIA	1.4	0.7	2.8	1.1	1.8	0.8	0.9	1.3	2.6	1.1	1.0	3.0	0.7	1.6	1.8	0.6	2.9	2.2	0.9	0.6	2.3	0.3	0.70	15.12	+0.52	+11.21
9	30	THIBAUT GILLES SOUKA FRANCOIS MAZDA 323	1.7	0.8	2.5	0.1	0.8	0.5	0.3	0.6	2.3	0.7	0.3	2.2	0.6	1.3	1.7	0.6	2.4	2.1	2.2	0.1	2.2	0.7	0.91	15.38	+0.26	+11.47
10	34	MAES RUDY DEPLANCKE FILIP PORSCHE APAL APAL GT	1.1	-2.0	1.0	-0.3	0.4	-0.7	0.1	-0.9	1.6	-0.1	-0.7	1.5	-0.4	0.9	2.1	-2.3	0.8	1.2	0.2	-2.5	0.4	-0.3	0.63	16.11	+0.73	+12.2
11	31	DUMORTIER RIK WERNIERS BERT AUSTIN MINI 1000	2.5	0.0	1.7	1.0	1.8	0.8	1.3	1.1	2.9	1.3	0.8	2.7	0.6	1.4	1.7	0.3	2.7	3.0	4.0	1.1	3.4	0.4	0.81	21.3	+5.2	+17.39
12	35	QUIRIJNEN FELIX COPMANS PHILIP CITROËN DYANE	2.9	0.1	3.1	1.6	2.8	0.9	1.0	1.7	3.7	1.0	1.3	3.2	1.8	2.8	3.4	-0.3	2.5	2.6	2.2	0.7	3.4	0.5	0.67	22.18	+0.87	+18.27

Rock N Roll Classics Omloup van Vlaanderen Regularity 2025
 Classic 50 - RT13 ZILVERBERG - Detailed
 OLIVIER CONSTRUCT

Pos.	#	Crew	1	2	3	4	5	6	7	8	9	10	11	12	13	14	15	16	17	18	19	20	21	22	Coef	Total	Prev.	1st
13	45	 WEPSTER LEX  WEPSTER STEVEN TRIUMPH TR6	3.8	2.4	5.1	3.0	4.3	-0.5	-0.1	0.2	2.0	-0.4	-0.8	2.1	1.4	3.7	6.5	3.4	6.3	4.6	4.1	-0.5	2.4	1.1	0.70	34.34	+12.16	+30.43
14	41	 VANCAYSEELE RIK  VAN DOOREN ALEX MINI COOPER LEYLAND SP	4.1	3.9	6.7	4.5	5.9	-3.0	-0.2	-2.5	-0.2	-2.1	-0.9	2.2	1.8	3.7	6.4	4.1	7.4	0.6	2.3	-1.3	2.3	1.6	0.79	54.1	+19.76	+50.19
15	46	 LAMAIRE STEFAAN  LAMAIRE JENS TOYOTA CELICA	-0.4	-2.1	1.4	-0.5	0.8	-5.0	1.1	0.5	3.2	0.1	0.0	3.3	4.4	6.9	9.9	8.3	11.9	4.5	4.4	-0.2	3.9	4.9	0.78	60.48	+6.38	+56.57
16	47	 COUDIJZER GERRIT  HEERMAN JENS BMW 316I	3.2	3.3	6.2	4.9	6.6	4.0	1.7	-0.4	2.8	3.3	1.8	4.5	3.8	5.6	8.0	5.3	8.7	3.7	4.1	0.0	4.1	4.0	0.86	68.46	+7.97	+64.55
17	43	 DEPUIS WILLY  DEPUIS BRECHT FORD FIESTA XR2	-1.0	-1.0	2.1	2.0	3.8	3.1	3.2	3.8	6.8	3.6	3.4	5.7	5.4	7.2	9.1	4.9	7.9	3.4	6.0	5.8	9.7	10.5	0.85	84.79	+16.33	+80.88
18	29	 LEGROS GUY  GUIOT JOSEPH PORSCHE 924	2.6	1.2	4.6	3.0	4.5	6.6	9.1	9.7	12.6	12.4	12.8	16.0	16.6	18.4	21.2	22.3	26.3	27.3	30.5	28.9	33.0	33.8	0.82	280.77	+195.98	+276.86

Rock N Roll Classics Omloup van Vlaanderen Regularity 2025
 Classic 50 - RT14 RUMBEKE - Detailed
 A&D TRUCKS & TRAILERS

Pos.	#	Crew	1	2	3	4	5	6	7	8	9	10	11	12	13	14	15	16	17	Coef	Total	Prev.	1st
1	37	COLLEE ALAIN MORTIER DIDRIK ALFA ROMEO GT BERTONE	-0.5	1.0	1.0	0.1	0.2	-0.3	0.8	0.4	-0.3	0.2	0.2	0.4	0.0	-0.1	0.6	-0.1	0.1	0.73	1.02		
2	26	SIMON PATRICE NOELANDERS YVES PORSCHE 924 S	-0.6	-0.1	-0.1	0.3	-0.8	-0.6	0.2	-0.3	-0.7	0.2	0.2	0.8	0.2	0.3	1.1	0.0	0.9	0.86	2.52	+1.5	+1.5
3	31	DUMORTIER RIK WERNIERS BERT AUSTIN MINI 1000	0.0	1.2	0.9	0.0	-0.7	-0.4	1.9	0.6	-0.2	1.0	1.4	0.9	0.0	-0.4	1.0	-0.6	0.0	0.81	4.57	+2.05	+3.55
4	38	WOUTERS PETER LAROYE CHARLY ALFA GIULIA	-2.2	1.0	0.8	0.1	0.2	-0.7	1.0	0.4	-0.7	0.1	0.2	0.3	-0.1	-0.5	0.9	-0.2	-0.4	0.70	5.39	+0.82	+4.37
5	33	SAELENS MAXIM SAMAAY GEERT FIAT 124 SPORT	-0.2	1.7	1.7	0.9	0.1	-0.8	1.1	1.2	-0.9	0.2	0.8	0.0	0.0	-0.5	1.2	-0.8	0.1	0.74	5.77	+0.38	+4.75
6	27	VARREWAERE MARIO CRACCO PABLO NISSAN SUNNY GTI	-0.6	-0.3	-0.7	-0.7	-1.1	-0.8	-0.8	-1.1	-0.4	-0.4	-0.1	0.0	0.0	-0.8	-0.2	-0.8	-0.9	0.90	6.6	+0.83	+5.58
7	30	THIBAUT GILLES SOUKA FRANCOIS MAZDA 323	-1.0	1.2	0.7	-0.2	-0.1	0.7	2.0	1.1	0.4	1.0	1.1	1.4	2.5	0.0	1.8	0.0	0.2	0.91	8.74	+2.14	+7.71
8	34	MAES RUDY DEPLANCKE FILIP PORSCHE APAL APAL GT	-0.7	1.3	1.8	1.0	-2.3	-3.2	-0.6	0.4	-2.3	-0.6	0.9	1.6	0.0	-0.1	1.3	0.2	0.6	0.63	16.55	+7.82	+15.53
9	39	DE GROOTE CHRISTOPHE WALRAVENS ARNO SUNBEAM TIGER	0.0	1.2	2.4	1.9	-2.5	-1.7	-0.5	-0.1	-2.2	-1.7	-0.9	-1.1	-0.6	-0.5	0.1	-1.6	-1.6	0.64	21.36	+4.81	+20.34
10	35	QUIRIJNEN FELIX COPMANS PHILIP CITROËN DYANE	-0.3	3.9	4.1	3.1	-3.7	-1.7	0.4	-1.1	-1.9	-0.3	0.4	0.1	0.0	-1.5	0.8	-0.9	-0.8	0.67	22.83	+1.47	+21.81
11	48	VANKEIRSILCK KOEN VERGOTE DRIES PORSCHE 911	0.2	2.3	2.5	0.7	-0.6	-1.4	0.0	-0.8	-1.8	-1.6	-1.1	-1.2	-1.9	-3.2	-1.4	-3.0	-3.1	0.84	33.56	+10.73	+32.54
12	47	COUDIJZER GERRIT HEERMAN JENS BMW 316I	-0.2	2.8	4.6	5.8	2.4	1.2	3.1	3.8	-3.1	-1.0	-0.2	-4.1	-2.0	-4.7	-1.6	-3.6	-6.1	0.86	61.77	+28.21	+60.75

Rock N Roll Classics Omlloop van Vlaanderen Regularity 2025
 Classic 50 - RT14 RUMBEKE - Detailed
 A&D TRUCKS & TRAILERS

Pos.	#	Crew	1	2	3	4	5	6	7	8	9	10	11	12	13	14	15	16	17	Coef	Total	Prev.	1st
13	45	 WEPSTER LEX  WEPSTER STEVEN TRIUMPH TR6	1.5	3.9	5.7	7.5	6.5	6.2	8.1	8.4	5.6	7.0	8.2	7.3	7.3	5.0	6.3	5.6	3.7	0.70	66.71	+4.94	+65.69
14	43	 DEPUIS WILLY  DEPUIS BRECHT FORD FIESTA XR2	-1.2	0.6	2.2	2.9	-2.2	-4.1	0.5	4.5	7.0	9.2	10.3	3.1	1.5	-2.2	0.9	-7.1	-5.0	0.85	69.22	+2.51	+68.2
15	40	 CLAEYS TOM  LEJAEGHERE MAARTEN AUSTIN HEALEY SPRITE	0.2	1.1	3.6	2.7	-1.6	-3.8	0.7	2.0	-4.3	-3.7	-3.3	-3.4	-4.4	-3.8	-1.8	-4.2	-4.2	0.67	71.09	+1.87	+70.07
16	46	 LAMAIRE STEFAAN  LAMAIRE JENS TOYOTA CELICA	2.1	10.0	10.5	10.9	7.0	4.9	6.0	5.2	-2.0	-0.3	0.9	-1.9	1.4	-4.4	-3.8	-2.2	-4.0	0.78	72.64	+1.55	+71.62
17	41	 VANCAYSEELE RIK  VAN DOOREN ALEX MINI COOPER LEYLAND SP	0.3	2.1	3.3	3.6	-0.1	2.4	5.1	6.8	2.4	4.8	5.9	0.7	1.5	-1.8	-2.0	-11.7	-12.2	0.79	77.55	+4.91	+76.53
18	29	 LEGROS GUY  GUIOT JOSEPH PORSCHE 924	0.0	1.3	2.4	2.0	-2.2	-3.2	-1.9	-1.0	-8.0	-6.6	-5.4	-8.9	-9.1	-12.7	-12.6	-14.8	-17.6	0.82	198.44	+120.9	+197.42

Rock N Roll Classics Omloup van Vlaanderen Regularity 2025
 Classic 50 - RT15 ZONING - Detailed
 CARROSSERIE MUYLLE

Pos.	#	Crew	Ref	Lap 2	Ref	Lap 3	Coef	Total	Prev.	1st
1	29	LEGROS GUY GUIOT JOSEPH PORSCHE 924	01:18.6	0.5	01:16.4	0.2	0.82	0		
-	33	SAELENS MAXIM SAMAAY GEERT FIAT 124 SPORT	01:15.2	0.5	01:13.0	0.4	0.74	0	=	=
-	34	MAES RUDY DEPLANCKE FILIP PORSCHE APAL APAL GT	01:15.6	-0.2	01:12.7	-0.4	0.63	0	=	=
-	40	CLAEYS TOM LEJAEGERE MAARTEN AUSTIN HEALEY SPRITE	01:18.5	0.3	01:16.1	-0.3	0.67	0	=	=
5	27	VARREWAERE MARIO CRACCO PABLO NISSAN SUNNY GTI	01:15.9	-0.5	01:12.7	0.7	0.90	0.18	+0.18	+0.18
6	48	VANKEIRSBILCK KOEN VERGOTE DRIES PORSCHE 911	01:09.6	0.9	01:07.8	0.9	0.84	0.67	+0.49	+0.67
7	26	SIMON PATRICE NOELANDERS YVES PORSCHE 924 S	01:12.1	1.3	01:10.7	0.1	0.86	0.69	+0.02	+0.69
8	46	LAMAIRE STEFAAN LAMAIRE JENS TOYOTA CELICA	01:17.4	1.4	01:16.1	-0.5	0.78	0.7	+0.01	+0.7
9	41	VANCAYSEELE RIK VAN DOOREN ALEX MINI COOPER LEYLAND SP	01:19.5	0.5	01:17.3	1.5	0.79	0.79	+0.09	+0.79
10	35	QUIRIJNEN FELIX COPMANS PHILIP CITROËN DYANE	01:19.1	2.5	01:18.9	-0.7	0.67	1.74	+0.95	+1.74
11	31	DUMORTIER RIK WERNIERS BERT AUSTIN MINI 1000	01:12.4	2.6	01:12.3	2.4	0.81	3.24	+1.5	+3.24
12	38	WOUTERS PETER LAROYE CHARLY ALFA GIULIA	01:20.8	-2.3	01:15.8	0.7	0.70	3.74	+0.5	+3.74

Rock N Roll Classics Omloup van Vlaanderen Regularity 2025
 Classic 50 - RT15 ZONING - Detailed
 CARROSSERIE MUYLLE

Pos.	#	Crew	Ref	Lap 2	Ref	Lap 3	Coef	Total	Prev.	1st
13	39	DE GROOTE CHRISTOPHE WALRAVENS ARNO SUNBEAM TIGER	01:15.9	2.6	01:15.8	-2.4	0.64	5.14	+1.4	+5.14
14	37	COLLEE ALAIN MORTIER DIDRIK ALFA ROMEO GT BERTONE	01:10.7	3.4	01:11.4	4.8	0.73	5.26	+0.11	+5.26
15	43	DEPUIS WILLY DEPUIS BRECHT FORD FIESTA XR2	01:14.4	4.2	01:15.9	-1.7	0.85	5.55	+0.29	+5.55
16	30	THIBAUT GILLES SOUKA FRANCOIS MAZDA 323	01:20.9	-2.3	01:15.9	3.0	0.91	5.88	+0.33	+5.88
17	47	COUDIJZER GERRIT HEERMAN JENS BMW 316i	01:15.7	7.0	01:20.0	4.8	0.86	9.29	+3.41	+9.29
18	45	WEPSTER LEX WEPSTER STEVEN TRIUMPH TR6	01:21.2	-4.4	01:14.1	-3.0	0.70	12.8	+3.51	+12.8

Rock N Roll Classics Omloup van Vlaanderen Regularity 2025
 Classic 50 - Overall Classification

Pos.	#	Crew	Class	Pos.	LEG 1 / BOUCLE 1	LEG 2 / BOUCLE 1	LEG 2 / BOUCLE 2	Coef	Total	Prev.	1st
1	27	VARREWAERE MARIO CRACCO PABLO NISSAN SUNNY GT	C	1	19.85	25.94	40.53	0.90	86.32		
2	34	MAES RUDY DEPLANCKE FILIP PORSCHE APAL APAL GT	B	1	27.24	46.93	61.92	0.63	136.08	+49.76	+49.76
3	26	SIMON PATRICE NOELANDERS YVES PORSCHE 924 S	D	1	10.6	17.27	108.37	0.86	136.24	+0.16	+49.92
4	38	WOUTERS PETER LAROYE CHARLY ALFA GIULIA	B	2	33.83	136.74	67.94	0.70	238.51	+102.27	+152.19
5	39	DE GROOTE CHRISTOPHE WALRAVENS ARNO SUNBEAM TIGER	D	2	143.96	47.05	58.46	0.64	249.47	+10.96	+163.15
6	33	SAELENS MAXIM SAMAAY GEERT FIAT 124 SPORT	C	2	38.95	74.36	144.78	0.74	258.08	+8.61	+171.76
7	30	THIBAUT GILLES SOUKA FRANCOIS MAZDA 323	C	3	31.95	142.03	93.28	0.91	267.26	+9.17	+180.94
8	48	VANKEIRSBILCK KOEN VERGOTE DRIES PORSCHE 911	D	3	34.23	319.65	100.27	0.84	454.15	+186.9	+367.83
9	40	CLAEYS TOM LEJAEGERE MAARTEN AUSTIN HEALEY SPRITE	A	1	237.01	209.63	121.19	0.67	567.83	+113.67	+481.51
10	31	DUMORTIER RIK WERNIERS BERT AUSTIN MINI 1000	A	2	225.69	372.19	59.12	0.81	656.99	+89.17	+570.67
11	45	WEPSTER LEX WEPSTER STEVEN TRIUMPH TR6	D	-	254.75	324.39	236.43	0.70	815.57	+158.58	+729.25

Rock N Roll Classics Omloup van Vlaanderen Regularity 2025
 Classic 50 - Overall Classification

Pos.	#	Crew	Class	Pos.	LEG 1 / BOUCLE 1	LEG 2 / BOUCLE 1	LEG 2 / BOUCLE 2	Coef	Total	Prev.	1st
12	43	DEPUIS WILLY DEPUIS BRECHT FORD FIESTA XR2	B	3	415.44	274.44	434.04	0.85	1123.92	+308.35	+1037.6
13	41	VANCAYSEELE RIK VAN DOOREN ALEX MINI COOPER LEYLAND SP	A	3	344.94	553.06	255.19	0.79	1153.19	+29.27	+1066.87
14	47	COUDIJZER GERRIT HEERMAN JENS BMW 316I	C	-	932.37	314.99	282.85	0.86	1530.21	+377.02	+1443.89
15	37	COLLEE ALAIN MORTIER DIDRIK ALFA ROMEO GT BERTONE	C	-	1461.85	269.88	30.37	0.73	1762.1	+231.9	+1675.78
16	29	LEGROS GUY GUIOT JOSEPH PORSCHE 924	C	-	104.97	873.89	860.28	0.82	1839.14	+77.04	+1752.82
17	46	LAMAIRE STEFAAN LAMAIRE JENS TOYOTA CELICA	B	-	802.64	1285.38	300.95	0.78	2388.97	+549.83	+2302.65
18	35	QUIRIJNEN FELIX COPMANS PHILIP CITROËN DYANE	A	-	33.29	2900	167.88	0.67	3101.17	+712.21	+3014.85
R	28	THIBAUT MICHEL BOUSBAA THOMAS MAZDA 323 GTX TURBO	C	R	73.17	R	R	0.90	R	R	R
R	32	NOE CLEMENS NOE HARALD LANCIA DELTA INTEGRALE	C	R	64.51	201.42	R	0.89	R	R	R
R	42	LEFEVERE ERIK MAES KURT CITROEN AX SPORT	B	R	1156.01	R	R	0.88	R	R	R